

# Half Size PCISA Selection Guide



Half Size PCISA						
Model Name	JUKI-6770E2-RS	JUKI-6612LVDS	JUKI-6755E-RS	JUKI-LUKE	JUKI-MARK	JUKI-LX
CPU Socket	Socket 479	Socket 479	Socket-370	On Board	On Board	On Board
CPU Type	Intel® Pentium® M/ Celeron® M Celeron® M 800MHz/ 1GHz zero cache	Intel® Petium® M/ Celeron® M	Intel® Pentium® III/ Tualain/ Celeron®	VIA® LUKE 533MHz/ 1GHz	VIA® MARK 533/800MHz	AMD® Geode® LX800
FSB	400MHz	400/533 MHz	100/133 MHz	N/A	N/A	N/A
Chipset	Intel® 852GM + ICH4	SiS® 661CX + SiS® 966	VIA® VT8606T + VT82C686B	VIA® LUKE+VT8237R	VIA® MARK + VIA VT82C686B	AMD® CS5536
Memory	1x 184-pin DDR266 MHz up to 1GB	1x 184-pin DDR 333/400MHz up to 1GB	1 x 168-pin PC133MHz SDRAM up to 1GB	1x 184-pin DDR333/ 400MHz up to 1GB	On board 128 MB PC133 MHz Memory 1x 168-pin DIMM Socket support up to 512 MB	1x 200-pin SO-DIMM DDR333/400 MHz up to 1GB
Graphic	VGA: Integrated in Intel ® 852GM LVDS: Dual channel 18-bit LVDS	VGA: Integrated in SIS 661CX LVDS: Dual channel 24-bit LVDS	VGA: Integrated VT8606T LVDS: Dual channel 18-bit LVDS	CRT: integrated in VIA LUKE TTL: 24-bit TTL LCD integrated in VIA LUKE LVDS: Dual 18/24-bit LVDS support by ILUKE-LVDS Module	CRT: Integrated in VIA® MARK TTL: 24 bits TTL LVDS: Dual channel 18-bit LVDS	CRT: Integrated in LX800 TTL: 24-bit TTL LVDS: Single channel 18-bit LVDS
Ethernet	2x 10/100 Mbps Intel® 82562ET/ 82551ER fast Ethernet controller	Dual PCI express GbE by BROADCOM BCM5787	Realtek RTL8100BL Fast Ethernet controller	RTL8110S GbE	Dual Realtek RTL8100C for 10/100 Mbps	Dual Realtek RTL8100C for 10/100 Mbps
I/O Interface	5x USB 2.0 1x RS-232, 1x RS-232/422/485 1x LPT 1x PS/2 for KB/MS 1x IrDA	5x USB 2.0 2x RS232 1x LPT 1x PS/2 for KB/MS	4x USB 2.0 2x RS-232 1x LPT 1x PS/2 for KB/MS 1x IrDA	7x USB 2.0 2x RS-232 1x LPT 1x PS/2 for KB/MS	5x USB 1.1 2x RS232 1x LPT 1x PS/2 for KB/MS	5x USB2.0 1x RS-232, 1x RS- 232/422/485 1x LPT 1x PS/2 for KB/MS
Drive Interface	2x IDE 1x FDD	4x SATA-150 1x IDE 1x FDD	2x IDE 1x FDD	2x SATA-150 1x FDD 2x IDE	2x SATA-150 2x IDE 1x FDD	2x SATA-150 1x IDE 1x FDD
Audio	Realtek ALC655 with AC'97 CODEC	5.1 channel audio kit with Realtek ALC655	Realtek ALC655 with AC'97 codec	Realtek ALC655 with AC'97 codec	Realtek ALC655 with AC'97 codec	Realtek ALC203 with AC'97 codec
SSD	CF Type II	CF Type II	CF Type II	CF Type II	CF Type II	CF Type II
Digital I/O	8 bit Digital I/O, 4 input / 4 output	8 bit Digital I/O, 4 input / 4 output	N/A	8 bit Digital I/O, 4 input / 4 output	8 bit Digital I/O, 4 input / 4 output	8 bit Digital I/O, 4 input / 4 output
Power Consumption	5V@3.5A, 12V@1.9A, (Intel® Pentium® M 1.7G/ 2M DDR266/ 512 MB RAM) 5V@2.2A, 12V@0.44A, (Celeron® M 800z, DDR266/ 512MB RAM)	+5V@6.1A, +12V@ 0.17A (Pentium 4 2.13G, DDR 400 1GB) -3D MARK	+5V@2.0A, +12V@0.3A (Intel® Pentium® III 1.0GHz, 256MB SDRAM)	5V@2A, 12V@0.073A, (LUKE-1G, 256MB/ DDR400 RAM)	+5V@2.52 (VIA Mark 533Mhz/PC 133MHZ 512MB) +5V@2.94 (VIA Mark 800Mhz/PC 133MHZ 512MB)	5V@ 1.094A+12V @0.07A (LX800, DDR400 256MB HCT11.2)
Watchdog Timer	Software programmable supports 1~255 sec. System reset reset	Software programmable supports 1~255 sec. System reset reset	Software programmable supports 1~255 sec. System reset reset	Software programmable supports 1~255 sec. System reset reset	Software programmable supports 1~255 sec. System reset	Software programmable supports 1~255 sec. System reset
Operation Environment	Temperation Range 0 ~ 60° (32 ~ 140°F) Relative Humidity 5% ~ 95% non-condensing	Temperation Range 0 ~ 60° (32 ~ 140°F) Relative Humidity 5% ~ 95% non-condensing	Temperation Range 0 ~ 60° (32 ~ 140°F) Relative Humidity 5% ~ 95% non-condensing	Temperation Range 0 ~ 60° (32 ~ 140°F) Relative Humidity 5% ~ 95% non-condensing	Temperation Range 0 ~ 60° (32 ~ 140°F) Relative Humidity 5% ~ 95% non-condensing	Temperation Range 0 ~ 60° (32 ~ 140°F) Relative Humidity 5% ~ 95% non-condensing
Expansion	N/A	N/A	N/A	N/A	N/A	N/A
Recommand Fan/cooler	CF-518-RS/CF479A- RS	CF-479B-RS	CF-504-RS	Heatsink for LUKE 533MHz On board CPU Fan for LUKE 1GHz		Heatsink

# Half Size PCISA, PICOe, PCI Selection Guide



Patent Pending

	Half Size PCISA			PICOe	PCI	
Model Name	PCISA-8450G	PCISA-C400R-RS	PCISA-C800EVR-RS	PICOe-6612LVDS	PICO-8522	PICO-LX
CPU Socket	Socket 478	On board	On Board	Socket 479	Socket 479	On Board
CPU Type	Intel® Pentium® 4/ Celeron® D	ULV Intel® Celeron® 400 MHz	VIA® C3 1GHz	Intel® Pentium® M/ Celeron® M Intel® Celeron® M 1GHz zero cache	Intel® Pentium® M/ Celeron® M Intel® Celeron® M 800MHz/1GHz zero cache	AMD® Geode® LX800
FSB	533 MHz	100 MHz	133 MHz	400/533 MHz	400 MHz	N/A
Chipset	Intel® 845GV+ICH4	VIA® VT8601A + VT82C686B	VIA® VT8601T + VT82C686B	SIS® 661CX + SIS® 966	Intel 852GM + ICH4	AMD® CS5536
Memory	1x 184-pin DDR266/ 333MHz up to 1GB	1x 168-pin PC100/133 MHz SDRAM up to 512MB	1x 168-pin PC100/133 MHz SDRAM up to 512MB	1x 184-pin DDR333/ 400MHz up to 1GB	1x 184-pin DDR200/266 MHz up to 1GB	1x 200-pin SO-DIMM DDR333/400 up to 1GB
Graphic	VGA: Integrated in Intel® 845GV	VGA: Integrated in VIA VT8601A	VGA: Integrated in VIA VT8601T	VGA: Integrated in SIS® 661CX LVDS: Dual channel 18-bit LVDS	CRT: integrated in Intel® 852GM, LVDS: Dual channel 18-bit LVDS	CRT: Integrated in LX800 TTL: 24-bit TTL integrated in LX800 LVDS: Single 18-bit LVDS
Ethernet	GbE by Realtek RTL8110S	Realtek RTL8100B for 10/100Mbps	Realtek RTL8100 for 10/100Mbps	Dual GbE by RTL8110S	Dual GbE by RTL8110SC	Realtek RTL8100C for 10/100 Mbps
I/O Interface	4x USB 2.0 2x RS-232 1x LPT 1x PS/2 for KB/MS	4x USB 1.1 1x RS232, 1x RS232/ 422/ 485 1x LPT 1x PS/2 for KB/MS	4x USB 1.1 1x RS232, 1x RS232/ 422/ 485 1x LPT 1x PS/2 for KB/MS	5x USB 2.0 2x RS232 1x LPT 1x PS/2 for KB/MS 1x IrDA	5x USB 2.0 2x RS232 1x LPT 1x PS/2 for KB/MS	4x USB 2.0 2x RS232, 1x 422/485 1x LPT 1x PS/2 for KB/MS 1x IrDA
Drive Interface	2x SATA-150 by ALI M5283 2x IDE 1x FDD	2x IDE 1x FDD	2x IDE 1x FDD	4x SATA-150 1x IDE 1x FDD	2x IDE 1x FDD	2x SATA-150 2x IDE
Audio	Realtek ALC655 with AC'97 codec	VIA VT1612A	VIA VT 1612A	5.1 channel audio kit with Realtek ALC655	5.1 channel audio kit with Realtek ALC655	Realtek AL203 with AC'97 Codec
SSD	CF Type II	CF Type II 1x DOC	CF Type II DOC	CF Type II	CF Type II	CF Type II
Digital I/O	8 bit Digital I/O, 4 input / 4 output	8 bit Digital I/O, 4 input / 4 output	8 bit Digital I/O, 4 input / 4 output	8 bit Digital I/O, 4 input / 4 output	8 bit Digital I/O, 4 input / 4 output	8 bit Digital I/O, 4 input / 4 output
Power Consumption	5V@2.9A, 12V@5.4A, (Intel® Pentium® 4 2.53G, DDR266/ 256MB RAM)	5VSB@0.18A, 5V@2.6A, 12V@0.17A,(ULV Intel® Celeron® 400 MHz, PC133/ 512 MB RAM)	5VSB@0.18A, 5V@3.9A, 12V@0.2A, (VIA C3 1GHz, PC133/ 512MB RAM)	5V@6A,+12V@0.15A (Pentium 4 2.13G,DDR 400 1GB)	+5V@4.64 (Celeron M 1.6G/DDR333 1G);+5V@2.78 (Celeron M 800M/ DDR333 1G)	+5V@1.73A(LX800- 500Mhz,DDR 400/1G)
Watchdog Timer	Software programmable supports 1~255 sec. System reset	Software programmable supports 1~255 sec. System reset	Software programmable supports 1~255 sec. System reset	Software programmable supports 1~255 sec. System reset	Software programmable supports 1~255 sec. System reset	Software programmable supports 1~255 sec. System reset
Operation Environment	Temperature Range 0 ~ 60° (32 ~ 140°F) Relative Humidity 5% ~ 95% non-condensing	Temperature Range 0 ~ 60° (32 ~ 140°F) Relative Humidity 5% ~ 95% non-condensing	Temperature Range 0 ~ 60° (32 ~ 140°F) Relative Humidity 5% ~ 95% non-condensing	Temperature Range 0 ~ 60° (32 ~ 140°F) Relative Humidity 5% ~ 95% non-condensing	Temperature Range 0 ~ 60° (32 ~ 140°F) Relative Humidity 5% ~ 95% non-condensing	Temperature Range 0 ~ 60° (32 ~ 140°F) Relative Humidity 5% ~ 95% non-condensing
Expansion	N/A	1x PC/104	1x PC/104	4x PCI Master 2x PCI-E x1	4x PCI Master	1x PCI
Recommand Fan/cooler	CF-521-RS	Heatsink	Heatsink	CF-479B-RS	CF-479B-RS	Heatsink

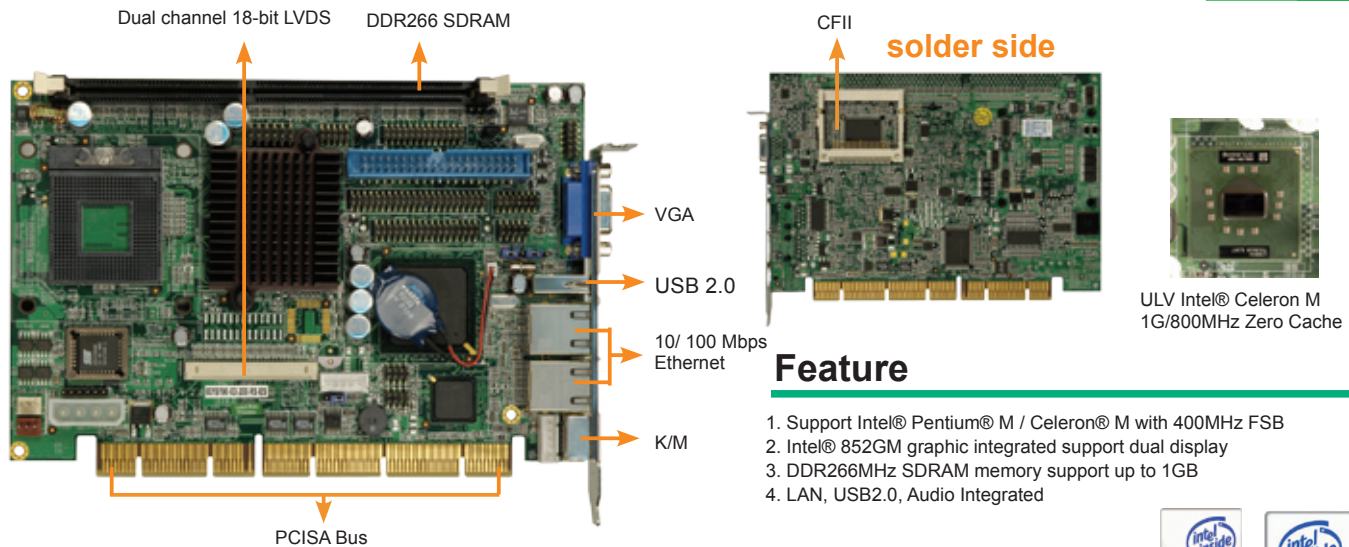
# Half Size ISA Selection Guide



	Half Size ISA			
Model Name	IOWA-MARK	IOWA-GX	ROCKY-318-M4-R3	JUKI-730-M4-R3
CPU Socket	On Board	On Board	On Board	On Board CPU
CPU Type	VIA® MARK 533/800MHz	AMD® Geode® GX-466	Ali M6117 386SX-40	Ali M6117
FSB	N/A	N/A	N/A	N/A
Chipset	VIA VT82C686B	AMD® CS5536	Ali M6117	Ali M6117
Memory	1x 168-pin PC100/133MHz up to 512 MB On board 128 MB SDRAM	1x 200-pin SO-DIMM DDR266MHz up to 512MB Onboard 128MB	SIMM up to 16MB DRAM Onboard 2M/4M DRAM	SIMM up to 16MB DRAM on board 2M DRAM (JUKI-2M-R3) on board 4M DRAM (JUKI-4M-R3)
Graphic	VGA: Integrated in VIA® Mark TTL: 24-bit supported by VIA® Mark	VGA: Integrated in AMD® Geode® GX466 TTL: 24-bit supported by AMD® Geode® GX466	N/A	HM-86508 1MB RAM
Ethernet	Realtek RTL8100C for 10/100Mbps	Realtek RTL8100C for 10/100Mbps	N/A	N/A
I/O Interface	4x USB 1.1 2x RS232 1x LPT 1x PS/2 for KB/MS 1x IrDA	4x USB 2.0 2x RS-232, 1x RS-422/485 1x LPT 1x PS/2 for KB/MS	2x RS-232 1x LPT 2x PS/2 for KB/MS	3x RS-232, 1x RS-232/422/485 1x LPT 1x PS/2 for KB/MS
Drive Interface	2x SATA-150 1x IDE 1x FDD	2x SATA-150 1x IDE 1x FDD	1x IDE 1x FDD	1x IDE 1x FDD
Audio	Realtek ALC655 with AC'97 Codec	Realtek ALC203 with AC'97 Codec	N/A	N/A
SSD	CF Type II	CF Type II	DOC	DOC
Digital I/O	N/A	N/A	N/A	N/A
Power Consumption	+5V@2.99A,+12V@0.09A (VIA MARK 800MHZ, On board 128MB+PC133 128MB) +5V@2.81A,+12V@0.04A (VIA MARK 533MHZ, On board 128MB+PC133 128MB)	+5V@0.92A (AMD GX 466 with DDR 256MB RAM)	+5V@1.1A (4MB EDO RAM)	+5V@1.6A (32MB RAM)
Watchdog Timer	Software programmable supports 1~255 sec. System reset	Software programmable supports 1~255 sec. System reset	Software programmable supports 1~255 sec. System reset	Software programmable supports 1~255 sec. System reset
Operation Environment	Temperation Range 0 ~ 60° (32 ~ 140°F) Relative Humidity 5% ~ 95% non-condensing	Temperation Range 0 ~ 60° (32 ~ 140°F) Relative Humidity 5% ~ 95% non-condensing	Temperation Range 0 ~ 60° (32 ~ 140°F) Relative Humidity 5% ~ 95% non-condensing	Temperation Range 0 ~ 60° (32 ~ 140°F) Relative Humidity 5% ~ 95% non-condensing
Expansion Slot	N/A	N/A	1x PC/104	1x PC/104
Recommnd Fan/cooler	Heatsink for 533/800 MHz	Heatsink	Heatsink	Heatsink

# JUKI-6770E2-RS

PCISA Intel® Pentium® M / Celeron® M 400MHz FSB CPU Card with LCD/ CRT, Dual LAN, and Dual Display Dual LAN, USB2.0 and Audio



## Feature

1. Support Intel® Pentium® M / Celeron® M with 400MHz FSB
2. Intel® 852GM graphic integrated support dual display
3. DDR266MHz SDRAM memory support up to 1GB
4. LAN, USB2.0, Audio Integrated

## Specification



- ◆ **CPU**  
Socket-479 Intel® Pentium® M / Celeron® M with 400MHz FSB  
Onboard Celeron® M 1GHz/800MHz zero cache
- ◆ **System Chipset**  
Intel® 852GM + ICH4
- ◆ **BIOS**  
AMI BIOS
- ◆ **System Memory**  
1 x 184-pin DDR 266MHz up to 1GB
- ◆ **Ethernet**  
2 x 10/100 Mbps Intel® 82562ET/82551ER fast Ethernet
- ◆ **I/O**  
**I/O Interface**  
1 x RS-232  
1 x RS-232/422/485  
1 x LPT  
1 x IrDA  
5 x USB 2.0  
1 x FDD  
2 x IDE  
1 x PS/2 for keyboard/mouse
- ◆ **Digital I/O**  
8 bit digital I/O, 4 input / 4 output
- ◆ **Super I/O**  
W83627HG
- ◆ **Audio**  
Realtek ALC655 with AC'97 codec
- ◆ **Display**  
CRT integrated in Intel® 852GM  
**LVDS**  
Dual channel 18-bit LVDS with DF14-30F connector
- ◆ **SSD**  
CF Type II
- ◆ **Watchdog Timer**  
Software programmable supports 1~255 sec. System reset reset
- ◆ **Power Supply**  
5V/12V, AT/ATX support
- ◆ **Power Consumption**  
5V@3.5A, 12V@1.9A, (Intel® Pentium® M 1.7G/ 2M DDR266/ 512 MB RAM)  
5V@2.2A, 12V@0.44A, (Celeron® M 800z, DDR266/ 512MB RAM)
- ◆ **Temperature**  
operation: 0 ~ 60° C (32 ~ 140° F)
- ◆ **Humidity**  
operation: 5% ~ 95% non-condensing
- ◆ **Dimension**  
165mm x 115 mm
- ◆ **Weight**  
GW: 1.0Kg

## Packing List

1 x JUKI-6770E2-RS single board computer	1 x Audio cable (P/N: 19800-000044-RS)
1 x Mini jumper pack	1 x Keyboard/ PS2 mouse cable (P/N: 32000-000138-RS)
1 x ATA66/100 HDD cable (P/N: 32200-000052-RS)	1 x USB cable (P/N: CB-USB02A-RS)
1 x RS232/LPT cable (P/N: 19800-000027-RS)	1 x Utility CD
1 x RS422/ 485 cable (P/N: 32200-000077-RS)	1 x QIG


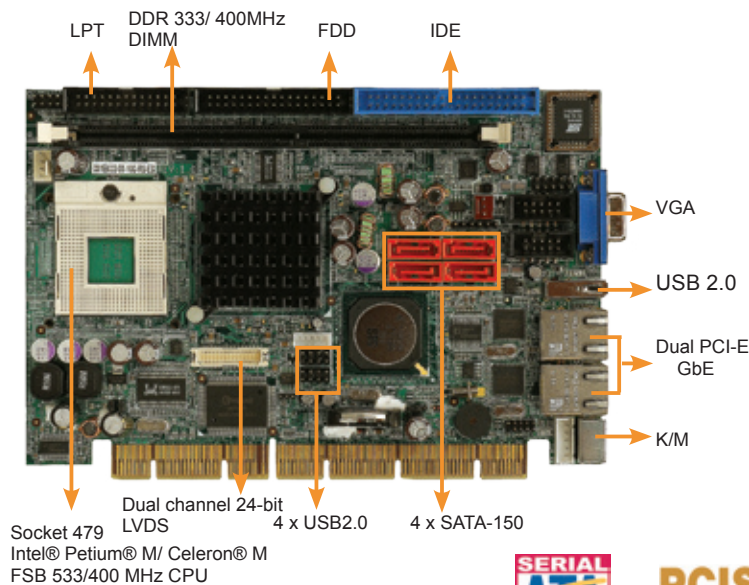
## Ordering Information

Part No.	Description
JUKI-6770E2-RS-R20	PCISA Intel® Pentium® M/ Celeron® M CPU Card with LCD/ CRT VGA, Dual LAN, USB2.0 and Audio
JUKI-6770E2-RS-800Z-R20	PCISA Intel® Celeron® M 800MHz Zero Cache CPU Card with LCD/ CRT VGA, Dual LAN, USB2.0 and Audio
JUKI-6770E2-RS-1GZ-R20	PCISA Intel® Celeron® M 1GHz Zero Cache CPU Card with LCD/ CRT VGA, Dual LAN, USB2.0 and Audio
32200-000058-RS	2.0 Pitch FDD Cable



# JUKI-6612LVDS

PCISA Intel® Pentium® M / Celeron® M 400/533MHz FSB CPU Card with CRT/LCD, Dual PCI-E GbE, USB2.0, SATA and Audio



## Feature

1. PCISA CPU Card, Intel® Pentium® M/ Celeron® M up to FSB 533Mhz
2. Support DDR 333/400 Mhz supported 1GB
3. Dual 24-bit LVDS (Optional)
4. 2 x RS232, 5 x USB2.0, 4x SATA

## Specification



- ◆ **CPU**  
Socket 479 Intel® Pentium® M/Celeron M support 400/533 MHz FSB up to 2.26GHz
- ◆ **System Chipset**  
SIS 661CX + SIS 966
- ◆ **BIOS**  
AMI BIOS
- ◆ **System Memory**  
1 x 184-pin DDR 400/333MHz up to 1GB
- ◆ **Ethernet**  
Dual PCI-E GbE by BROADCOM BCM5787 with ASF2.0 remote control support
- ◆ **I/O**
- ◆ **I/O Interface**  
2 x RS232  
5 x USB 2.0  
1 x IDE  
1 x FDD  
1 x LPT  
4 x SATA-150 with RAID 0,1 function support  
1 x PS2  
1 x IrDA
- ◆ **Digital I/O**  
8 bit digital I/O, 4 input / 4 output by supper I/O

- ◆ **Super I/O**  
W83626G
- ◆ **Audio**  
5.1 Channel Audio Kit with Realtek ALC655
- ◆ **Display**  
CRT integrated in SIS 661CX  
LVDS  
Dual channel 24-bit LVDS
- ◆ **SSD**  
CF Type II
- ◆ **Watchdog Timer**  
Software programmable supports 1~255 sec. System reset reset
- ◆ **Power Supply**  
5V/+12V& -12V, AT/ATX support
- ◆ **Power Consumption**  
+5V @ 6.59 A, +12V @0.12 A (Intel® Pentium® M 2.13G/2M/533 CPU with 1GB DDR 400MHz)
- ◆ **Temperature**  
operation: 0~60°C (32~140°F)
- ◆ **Humidity**  
operation: 5%~95% non-condensing
- ◆ **Dimension**  
165mm x 115 mm
- ◆ **Weight**  
GW: 1.0Kg

## Packing List

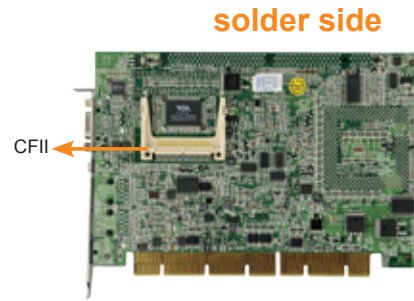
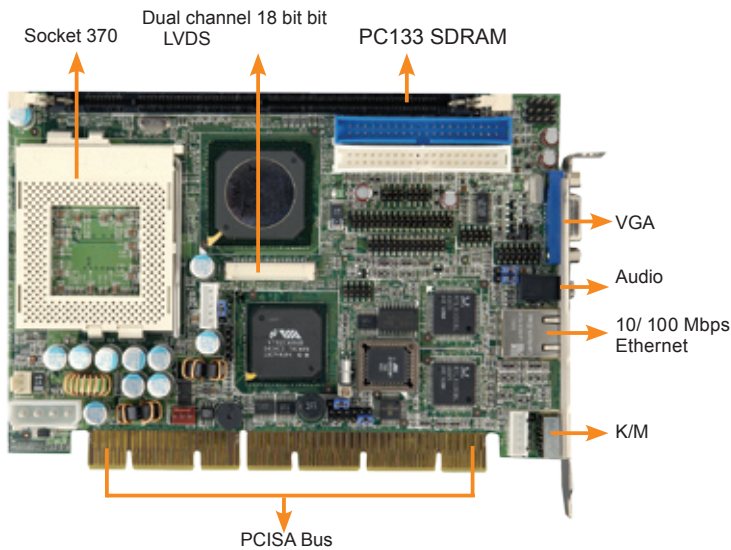
1 x JUKI-6612 single board computer	1 x Dual RS232 cable (P/N: 19800-000051-RS)
1 x Mini jumper pack	1 x KB/MS Y cable (P/N:32000-000138-RS)
1 x ATA66/100 flat cable (P/N: 32200-000052-RS)	1 x Utility CD
2 x SATA cable (P/N: 32000-062800-RS)	1 x QIG
1 x SATA Power cable (P/N: 32100-088600-RS)	

## Ordering Information

Part No.	Description
JUKI-6612-R10	PCISA CPU Card Intel® Pentium® M/ Celeron® M FSB533Mhz with CRT/LCD, Dual PCI-E-GbE, USB2.0, and SATA .
JUKI-6612LVDS-R10	PCISA CPU Card Intel® Pentium® M/ Celeron® M FSB533Mhz with CRT/LCD, Dual PCI-E-GbE, USB2.0, SATA , and LVDS
CB-USB02-RS	USB cable
AC-KIT08R-R10	5.1 Channel Audio Kit with Realtek ALC655

# JUKI-6755E-RS

**PCISA Socket 370 Intel Pentium III/Tualatin/Celeron CPU Card with VGA, LVDS, LAN and Audio**



## Feature

1. Intel® PIII / Tualatin / Celeron® CPU to FSB 133 MHz
2. VIA VT8606 integrated graphic engine
3. PC133 SDRAM memory support up to 512MB
4. LAN, USB and Audio integrated

## Specification



- ◆ CPU  
Socket-370 based support Intel® Pentium® III/ Tualatin/ Celeron® up to 133 MHz FSB
- ◆ System Chipset  
VIA VT8606T + VT82C686B
- ◆ BIOS  
AMI BIOS
- ◆ System Memory  
1 x 168 pin PC133 SDRAM up to 1GB
- ◆ Ethernet  
Realtek RTL8100BL Fast Ethernet controller (JUKI-6755E-RS)
- ◆ I/O  
I/O Interface  
2 x RS-232 by pin-header  
1 x LPT by pin-header  
1 x PS/2 KB/MS  
1 x IrDA by pin-header (SPP/EPP/ECP)  
4 x USB 2.0 by pin-header  
1 x FDD  
2 x IDE  
1 x PS/2 for kB/MS
- ◆ Audio  
Realtek ALC655 with AC'97 codec
- ◆ Display  
Integrated VT8606T  
- DB-15 connector for VGA display  
- DF14-20F dual channel 18 bit LVDS
- ◆ SSD  
CF Type II
- ◆ Watchdog Timer  
Software programmable supports 1~255 sec. System reset reset
- ◆ Power Supply  
AT/ ATX support
- ◆ Power Consumption  
+5V@2.0A, +12V@0.3A (Intel® Pentium® III 1.0GHz, 256MB SDRAM)
- ◆ Temperature  
operation: 0~60°C (32~140°F)
- ◆ Humidity  
operation: 5%~95% non-condensing
- ◆ Dimension  
165mm x 115 mm
- ◆ Weight  
GW: 1.0Kg

## Packing List



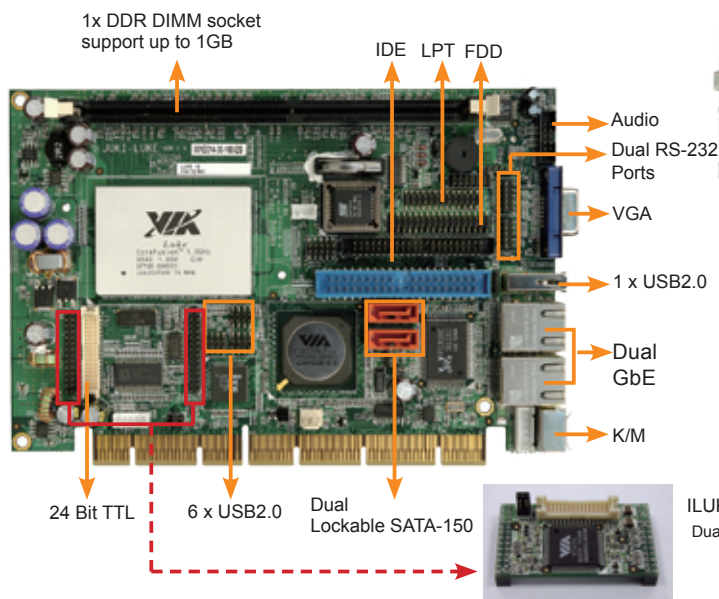
1 x JUKI-6755 single board computer	1 x USB cable (P/N: CB-USB02A-RS)
1 x Mini jumper pack	1 x Keyboard/ PS2 mouse cable (P/N: 32000-000138-RS)
1 x RS232/LPT cable (P/N: 19800-000027-RS)	1 x Utility CD
1 x IDE flat cable ( P/N: 32200-000052-RS)	1 x QIG
1 x Audio cable (P/N: 19800-000043-RS)	

## Ordering Information

Part No.	Description
JUKI-6755E-RS-R10	PCISA Socket 370 CPU Card with VGA, LVDS, LAN and Audio
32200-000058-RS	FDD cable

# JUKI-LUKE

PCISA with VIA LUKE 1GHz / 533MHz processor CPU Card, Audio, CRT, TTL LCD, and Dual GbE



## Feature

1. High Performance VIA Eden-N processor with CN400 core in one low power package, support DDR 333/400 memory to extend product efficiency.
2. Maximum Display Flexibility in VGA display mode and LVDS, TTL capability with dual display support.
3. Total function integrated with CPU, LAN, COM USB 2.0, ideal for device need numerous peripheral devices platform.
4. Complete RoHS Fanless system (LUKE-533) with RoHS chassis, Backplane, and Power Supply

ILUKE-LVDS-R10 LVDS Module  
Dual 18 / 24 Bit LVDS Module



Dual Display

Gigabit Ethernet

## Specification

- ◆ CPU  
VIA LUKE 1GHz/ 533MHz processor
- ◆ System Chipset  
VT8237R+
- ◆ BIOS  
AMI BIOS
- ◆ System Memory  
1 x 184-pin DDR 400/333MHz up to 1GB
- ◆ Ethernet  
Dual RTL8110S GbE
- ◆ I/O  
I/O Interface  
7 x USB 2.0  
2 x SATA-150 with RAID 0,1,10 and JBOD function support  
1 x LPT  
1 x FDD  
2 x IDE  
1 x CFII  
2 x RS-232  
1 x PS/2 keyboard/ mouse
- ◆ Digital I/O  
8 bit digital I/O, 4 input / 4 output
- ◆ Super I/O  
W83697HG
- ◆ Audio  
Realtek ALC655 with AC'97 codec
- ◆ Display  
CRT  
CRT integrated in VIA LUKE  
TTL  
24 bit TTL LCD integrated in VIA LUKE  
LVDS  
Dual channel 18 / 24 bit LVDS support by ILUKE-LVDS module
- ◆ Watchdog Timer  
Software programmable supports 1~255 sec. System reset reset
- ◆ Power Supply  
+5V± 5%, AT/ ATX power support
- ◆ Power Consumption  
5V@2A, 12V@0.073A, (LUKE-1G, 256MB/ DDR400 RAM)
- ◆ Temperature  
operation: 0~60°C (32~140°F)
- ◆ Humidity  
operation: 5%~95% non-condensing
- ◆ Dimension  
165mm x 115 mm
- ◆ Weight  
GW: 1.0Kg

## Packing List

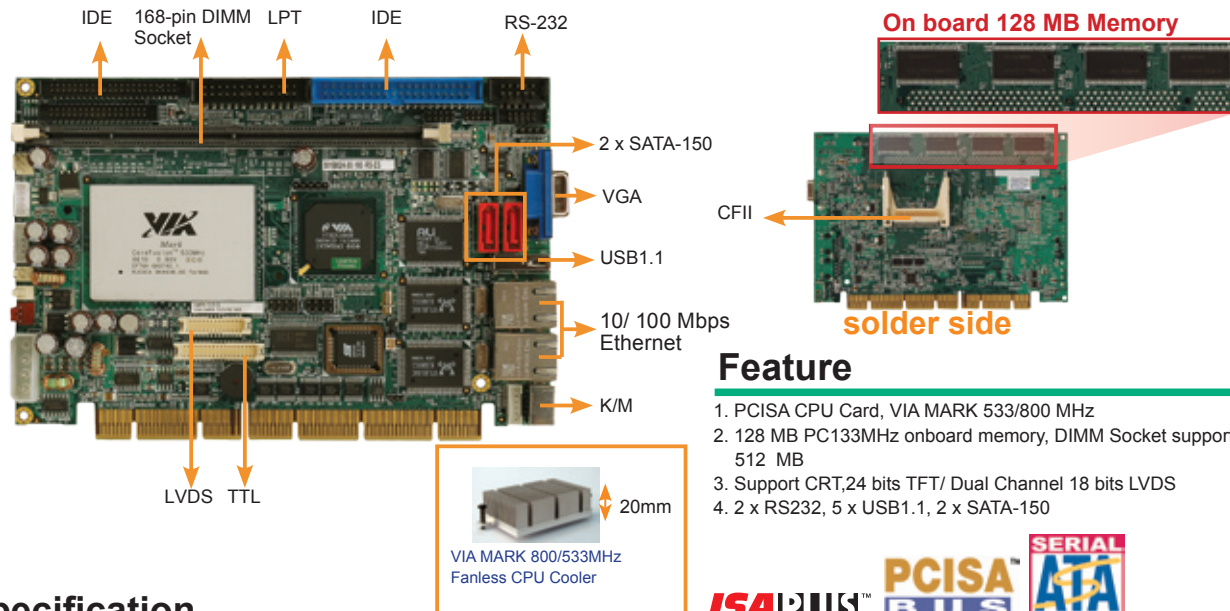
1 x JUKI-LUKE single board computer	1 x Keyboard/ PS2 mouse cable (P/N: 32000-000138-RS)
1 x Mini jumper pack	1 x USB cable (P/N: CB-USB02A-RS)
1 x IDE flat cable 40p/40p/40p ( P/N: 32200-000052-RS)	1 x Audio cable (P/N: 32000-072101-RS)
2 x SATA cable (P/N: 32000-062800-RS)	1 x Utility CD
1 x SATA power cable (P/N: 32100-088600-RS)	1 x QIG
1 x RS232 cable (P/N: 32200-028401-RS)	

## Ordering Information

Part No.	Description
JUKI-LUKE-533-R10	Half-size SBC VIA LUKE 533 MHz processor, CRT/LCD, GbE, SATA and Audio
JUKI-LUKE-1G-R10	Half-size SBC VIA LUKE 1.0 GHz processor, CRT/LCD, GbE, SATA and Audio
ILUKE-LVDS-R10	LUKE LVDS module with dual 18 / 24 bit channel LVDS support
32200-000058-RS	FDD cable
32200-015100-RS	LPT cable

# JUKI-MARK

PCISA with VIA Mark 533/ 800MHz CPU Card, with VGA/TTL/LVDS, Dual LAN, SATA ,Audio with on board 128MB Memory



## Feature

1. PCISA CPU Card, VIA MARK 533/800 MHz
2. 128 MB PC133MHz onboard memory, DIMM Socket support up to 512 MB
3. Support CRT,24 bits TFT/ Dual Channel 18 bits LVDS
4. 2 x RS232, 5 x USB1.1, 2 x SATA-150



## Specification

- ◆ **CPU**  
VIA MARK 533/800MHz
- ◆ **System Chipset**  
VIA VT82C686B
- ◆ **BIOS**  
AMI BIOS
- ◆ **System Memory**  
- On board 128 MB PC133MHz Memory  
- 1 x 168-pin PC 100/133MHz SDRAM up to 512 MB
- ◆ **Ethernet**  
Dual Realtek RTL8100C for 10/100 Mbps
- ◆ **I/O**  
**I/O Interface**  
5 x USB 1.1  
2 x SATA-150 with ALI M5283 RAID 0,1 function support.  
1 x LPT  
1 x FDD  
2 x IDE  
2 x RS-232  
1 x PS2  
**Digital I/O**  
8 bit digital I/O, 4 input / 4 output
- ◆ **Super I/O**  
VT82C686B
- ◆ **Audio**  
Realtek ALC655 with AC'97 codec
- ◆ **SSD**  
CF II
- ◆ **Display**  
Integrated in VIA MARK, Support CRT and 24 bits TFT  
**LVDS**  
Dual channel 18 bit LVDS
- ◆ **Watchdog Timer**  
Software programmable supports 1~255 sec. System reset reset
- ◆ **Power Supply**  
5V/12V, AT/ATX support
- ◆ **Power Consumption**  
+5V@2.52A (VIA Mark 533Mhz/PC 133MHZ 512MB)  
+5V@2.94A (VIA Mark 800Mhz/PC 133MHZ 512MB)-3D Mark
- ◆ **Temperature**  
operation: 0~60°C (32~140°F)
- ◆ **Humidity**  
operation: 5%~95% non-condensing
- ◆ **Dimension**  
165mm x 115 mm
- ◆ **Weight**  
GW: 1.0Kg

## Packing List

1 x JUKI-MARK single board computer	1 x Dual RS232 cable (P/N: 32200-028401-RS)
1 x Mini jumper pack	1 x KB/PS2 Mouse Y cable (P/N: 32000-000138-RS)
1 x ATA66/100 flat cable (P/N: 32200-000052-RS)	1 X Audio Cable (P/N:32000-072101-RS)
2 x SATA cable (P/N: 32000-062800-RS)	1 x Utility CD
1 x SATA Power cable (P/N: 32100-088600-RS)	1 x QIG

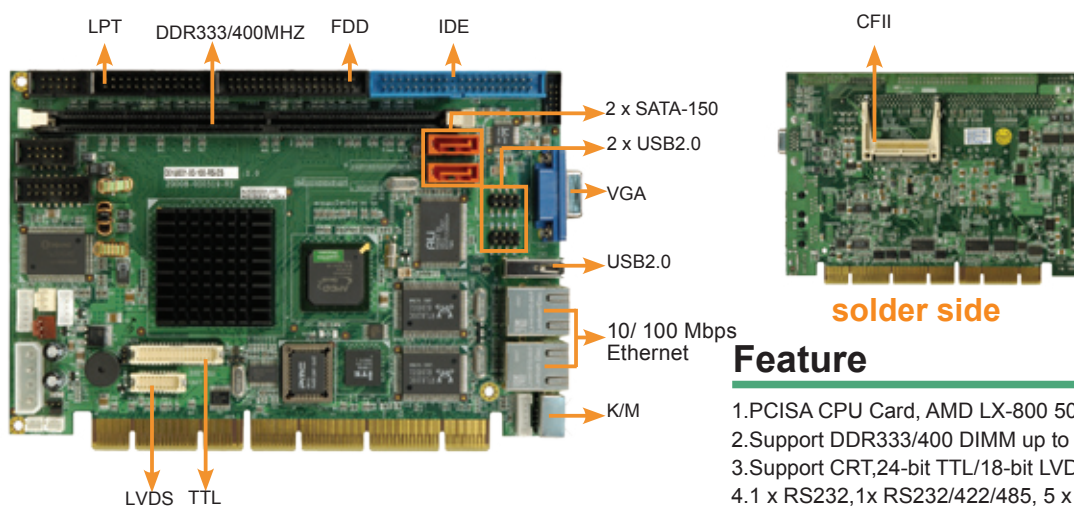
## Ordering Information

Part No.	Description
JUKI-MARK-533-128MB-R10	PCISA CPU Card VIA MARK 533Mhz, CRT/ LCD, Dual LAN, SATA ,Audio with on board 128MB Memory
JUKI-MARK-800-128MB-R10	PCISA CPU Card VIA MARK 800Mhz, CRT/ LCD, Dual LAN, SATA ,Audio with on board 128MB Memory
CB-USB02A-RS	USB cable
32200-000009-RS	ATA33 44P/44P flat cable
32200-000058-RS	FDD cable
19800-000049-RS	LPT cable



# JUKI-LX

PCISA with AMD LX 800-500MHz processor, Audio, CRT, TTL LCD, and Dual LAN



## Feature

- 1.PCISA CPU Card, AMD LX-800 500MHz
- 2.Support DDR333/400 DIMM up to 1 GB
- 3.Support CRT,24-bit TTL/18-bit LVDS displays
- 4.1 x RS232,1x RS232/422/485, 5 x USB2.0, 2x SATA-150

## Specification



- ◆ CPU  
AMD LX800-500Mhz
- ◆ System Chipset  
CS5536
- ◆ BIOS  
Award BIOS
- ◆ System Memory  
1 x 184-pin DDR 333/400MHz up to 1GB
- ◆ Ethernet  
Dual Realtek RTL8100C for 10/100 Mbps
- ◆ I/O  
I/O Interface  
5 x USB 2.0  
2 x SATA-150 with ALI M5283 RAID 0,1 function support.  
1 x LPT  
1 x FDD  
1 x IDE  
1 x RS232  
1 x RS232/422/485  
1 x PS2
- ◆ Digital I/O  
8 bit digital I/O, 4 input / 4 output by supper I/O
- ◆ Super I/O  
W83627EHG
- ◆ Audio  
Realtek ALC203 with AC'97 codec
- ◆ SSD  
CF II
- ◆ Display  
Integrated in LX800, Support CRT and 24-bit TTL displays  
LVDS  
Single 18 bit LVDS
- ◆ Watchdog Timer  
Software programmable supports 1~255 sec. System reset reset
- ◆ Power Supply  
5V/12V; AT support
- ◆ Power Consumption  
5V@1.094A+12V@0.07A (LX800,DDR400 256MB HCT11.2)
- ◆ Temperature  
operation: 0~60°C (32~140°F)
- ◆ Humidity  
operation: 5%~95% non-condensing
- ◆ Dimension  
165mm x 115 mm
- ◆ Weight  
GW: 1.0Kg

## Packing List


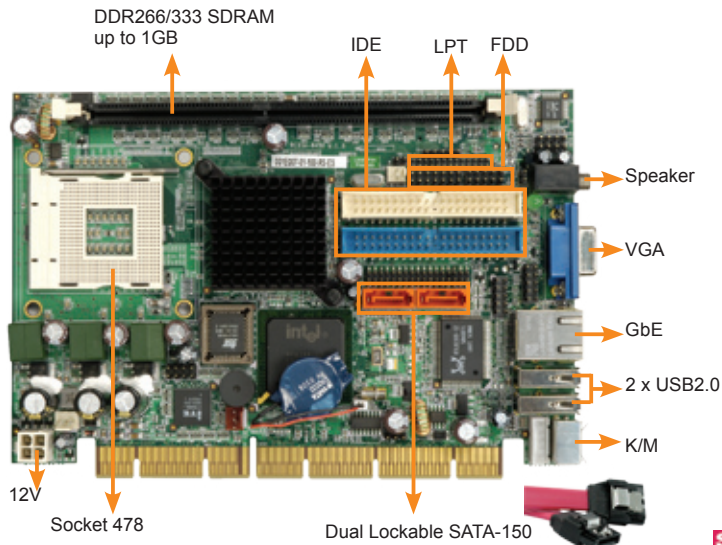
1 x JUKI-LX single board computer	1 x KB/MS Y cable (P/N:32000-000138-RS)
1 x Mini jumper pack	1 x USB cable (P/N:CB-USB02-RS)
1 x ATA66/100 flat cable (P/N: 32200-000052RS)	1 x Audio cable (P/N: 32000-072101-RS)
1 x SATA Power cable (P/N: 32100-088600-RS)	1 x Utility CD
2 x SATA cable (P/N: 32000-062800-RS)	1 x QIG
1 x Dual RS232 cable (P/N:19800-000051-RS)	

## Ordering Information

Part No.	Description
JUKI-LX-800-R10	PCISA CPU Card AMD LX800 500Mhz with CRT/LCD,Dual LAN,USB2.0,SATA and Audio
32200-000017-RS	FDD cable
19800-000049-RS	LPT cable

# PCISA-8450G

PCISA Socket 478 Pentium® 4/Celeron® D 533MHz FSB CPU Card with SATA RAID function, VGA, GbE, USB2.0 & Audio



## Feature

1. Intel® Pentium 4/Celeron D support up to 2.8GHz with FSB 533 MHz
2. Intel® Extreme Graphic integrated graphic engine
3. DDR 266/333 SDRAM memory support up to 1GB
4. LAN, USB 2.0, Audio integrated
5. SATA RAID function with RAID 0,1. JBOD support

## Specification



- ◆ **CPU**  
Socket 478 Intel® Pentium 4/Celeron® D support 533 MHz FSB up to 2.8GHz
- ◆ **System Chipset**  
Intel® 845GV+ICH4
- ◆ **BIOS**  
AMI BIOS
- ◆ **System Memory**  
1 x 184-pin DDR 266/333MHz up to 1GB
- ◆ **Ethernet**  
RTL8110S for GbE
- ◆ **I/O**  
**I/O Interface**  
4 x USB 2.0(2 by pin header)  
2 x SATA-150 with ALI M5283 RAID 0,1 function support.  
1 x LPT  
1 x FDD  
2 x IDE  
1 x CFII  
2 x RS-232  
1 x PS/2 for keyboard/mouse

- ◆ **Digital I/O**  
8 bit digital, 4 input / 4 output
- ◆ **Super I/O**  
IT8712F-A/IXS
- ◆ **Audio**  
Realtek ALC655 with AC'97 codec
- ◆ **Display**  
CRT integrated in Intel® 845GV
- ◆ **Watchdog Timer**  
Software programmable supports 1~255 sec. System reset reset
- ◆ **Power Supply**  
4 pin 5V/12V, AT/ATX support
- ◆ **Power Consumption**  
5V@2.9A, 12V@5.4A,(Intel® Pentium® 4 2.53G, DDR266/256MB RAM)
- ◆ **Temperature**  
operation: 0 ~ 60° C (32 ~ 140° F)
- ◆ **Humidity**  
operation: 5% ~ 95% non-condensing
- ◆ **Dimension**  
165mm x 115 mm
- ◆ **Weight**  
GW: 1.0Kg

## Packing List


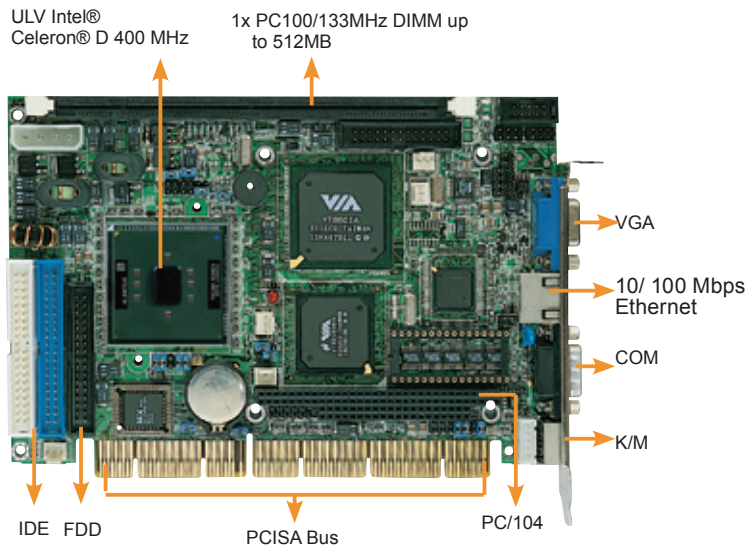
1 x PCISA-8450G single board computer	1 x RS232 cable (P/N: 19800-000051-RS)
1 x Mini jumper pack	1 x Keyboard/ PS2 mouse cable (P/N: 32000-000138-RS)
1 x IDE flat cable 40/40/40p (P/N: 32200-000052-RS)	1 x Power cable for P4 (P/N: 32100-087100-RS)
2 x SATA cable (P/N: 32000-062800-RS)	1 x Utility CD
1 x SATA power cable (P/N: 32100-088600-RS)	1 x QIG

## Ordering Information

Part No.	Description
PCISA-8450G-R10	Half-Size SBC Intel® Pentium® 4 prescott/Celeron® D processor FSB533Mhz, CRT, GbE, SATA and Audio
CB-USB02-RS	USB Cable
CF-521-RS	CPU Cooler
32000-000058-RS	FDD cable
32200-015100-RS	LPT cable

# PCISA-C400R-RS

**PCISA ULV Intel® Celeron® 400 MHz CPU card, with VGA, Realtek LAN & AUDIO**



## Feature

1. Embedded ULV Intel® Celeron® 400 MHz
2. VIA 8601 integrated graphic engine
3. PC133 SDRAM memory support up to 512MB
4. LAN, USB, Audio integrated

## Specification



- ◆ **CPU**  
ULV Intel® Celeron® 400 MHz
- ◆ **System Chipset**  
VIA VT8601A + VT82C686B
- ◆ **BIOS**  
AMI BIOS
- ◆ **System Memory**  
1 x 168-pin PC100/133 MHz up to 512MB
- ◆ **Ethernet**  
RTL8100B for 10/100Mbps
- ◆ **I/O**  
  - ◆ **I/O Interface**  
4 x USB 1.1  
1 x LPT  
1 x FDD  
2 x IDE  
1 x CFII  
1 x DOC  
1 x RS232  
1 x RS232/ 422/ 485  
1 x PS/2 for keyboard/mouse
  - ◆ **Expansion**  
1 x PC/104 (ISA Bus)
- ◆ **Digital I/O**  
8 bit digital I/O, 4 input / 4 output
- ◆ **Super I/O**  
VT82C686B
- ◆ **Audio**  
VIA VT 1612A
- ◆ **Display**  
CRT integrated in VIA VT8601A
- ◆ **Watchdog Timer**  
Software programmable supports 1~255 sec. System reset reset
- ◆ **Power Supply**  
5V/12V, AT/ATX support
- ◆ **Power Consumption**  
5VSB@0.18A, 5V@2.6A, 12V@0.17A,(ULV Intel® Celeron® 400 MHz, PC133/ 512 MB RAM)
- ◆ **Temperature**  
operation: 0 ~ 60° C (32 ~ 140° F)
- ◆ **Humidity**  
operation: 5% ~ 95% non-condensing
- ◆ **Dimension**  
165mm x 115 mm
- ◆ **Weight**  
GW: 1.0Kg

## Packing List


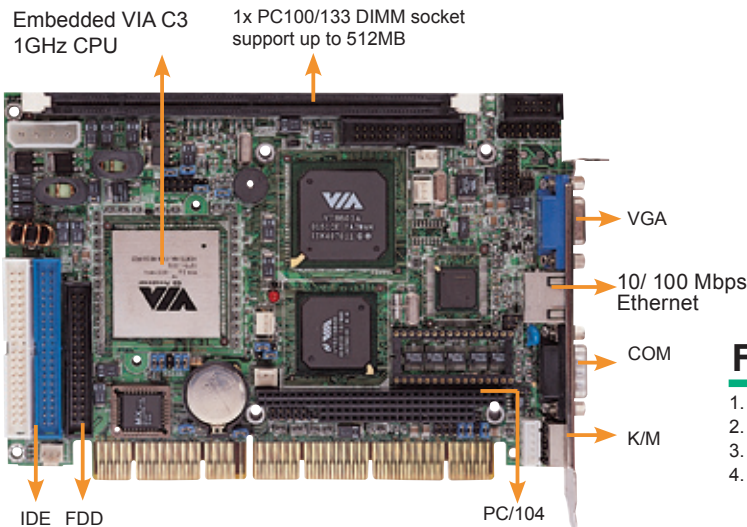
1 x PCISA-C400R-RS single board computer	1 x Audio cable (P/N: 19800-000020-RS)
1 x Mini jumper pack	1 x Keyboard/ PS2 mouse cable (P/N: 32000-000138-RS)
1 x ATA66/100 HDD cable (P/N: 32200-000052-RS)	1 x FDD cable (P/N:32000-000017-RS)
1 x RS232 cable (P/N: 19800-000050-RS)	1 x Utility CD
1 x RS422/ 485 cable (P/N: 19800-000017-RS)	1 x QIG

## Ordering Information

Part No.	Description
PCISA-C400R-RS-R20	Half-Size SBC ULV Intel® Celeron® 400 MHz CPU board, with VGA, LAN, USB & AUDIO

# PCISA-C800EVR-RS

PCISA VIA C3 1GHz CPU Card with VGA, LAN & Audio



## Feature

1. Embedded VIA C3 1GHz CPU
2. VIA 8601 integrated graphic engine
3. PC133 SDRAM memory support upto 512MB
4. LAN, USB, Audio integrated

## Specification



- ◆ **CPU**  
VIA C3 1Ghz
- ◆ **System Chipset**  
VIA VT8601A + VT82C686B
- ◆ **BIOS**  
AMI BIOS
- ◆ **System Memory**  
1 x 168-pin PC100/133 MHz up to 512MB
- ◆ **Ethernet**  
RTL8100B for 10/100Mbps
- ◆ **I/O**
  - ◆ **I/O Interface**  
4 x USB 1.1  
1 x LPT  
1 x FDD  
2 x IDE  
1 x CFII  
1 x DOC  
1 x RS232  
1 x RS232/ 422/ 485  
1 x PS/2 for keyboard/mouse
  - ◆ **Expansion**  
1 x PC/104 (ISA Bus)
- ◆ **Digital I/O**  
8 bit digital I/O, 4 input / 4 output
- ◆ **Super I/O**  
VT82C686B
- ◆ **Audio**  
VIA VT 1612A
- ◆ **Display**  
CRT integrated in VIA VT8601A
- ◆ **Watchdog Timer**  
Software programmable supports 1~255 sec. System reset reset
- ◆ **Power Supply**  
5V/12V, AT/ATX support
- ◆ **Power Consumption**  
5VSB@0.18A, 5V@3.9A, 12V@0.2A, (VIA C3 1Ghz, PC133/512MB RAM)
- ◆ **Temperature**  
operation: 0 ~ 60° C (32 ~ 140° F)
- ◆ **Humidity**  
operation: 5% ~ 95% non-condensing
- ◆ **Dimension**  
165mm x 115 mm
- ◆ **Weight**  
GW: 1.0Kg

## Packing List

1x PCISA-C800EVR-RS-1G-R20 single board computer	1 x Keyboard/ PS2 mouse cable (P/N: 32000-000138-RS)
1 x Mini jumper pack	1x FDD cable (P/N:32000-000017-RS)
1x ATA66/100 HDD cable (P/N: 32200-000052-RS)	1x Audio cable (P/N:19800-000020-RS)
1x RS232/LPT cable (P/N: 19800-000050-RS)	1 x Utility CD
1x RS422/ 485 cable (P/N: 19800-000017-RS)	1 x QIG

## Ordering Information

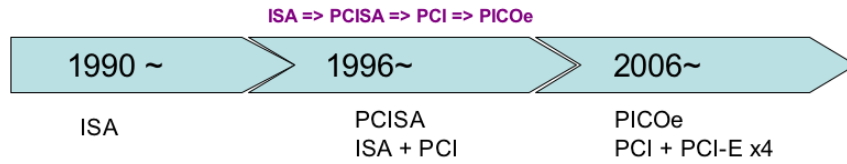
Part No.	Description
PCISA-C800EVR-RS-1G-R20	Half-Size SBC VIA C3 1GHz SBC with VGA, Audio, LAN



# PIC0e CPU Card

## The Future of Half-sized CPU Card

**Patent Pending**



PIC0e-6612

### The Advantage of PIC0e

**PIC0e = PCI + PCI-E x4**

- Great IO Bus Bandwidth & Performance of PCI-E
- Backward Compatible with Half-Size PCI CPU Card
- Easy Design Backplane with PCI-E

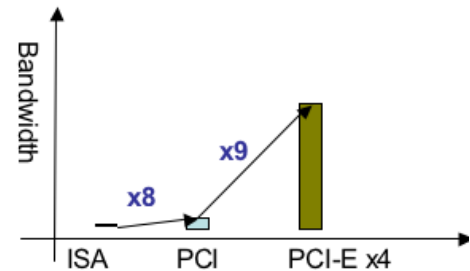
### The Benefit of PIC0e

- Same dimension, Backward Compatible as half-size PCI SBC
- Same price, Higher Performance as PCI only solution
- Same price, More Configuration

## The Advantage of PIC0e

### I. Increasing IO Bus bandwidth with leading technology

Specification	ISA	PCI 33	PCI-E x4
BUS support	(16MB/s)	(132MB/s)	(1250MB/s)



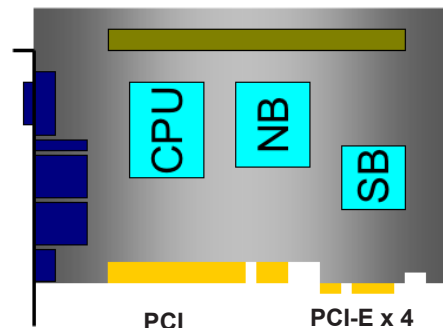
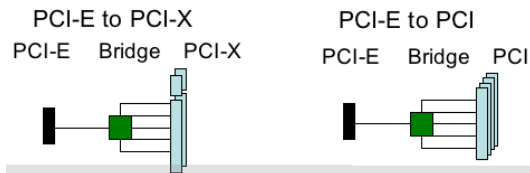
900% Bandwidth from ISA to PCI-E speed

### II. Backward Compatible to Half-Size PCI backplane and chassis

- Dimension: 185mm x 122 mm  
= All Half-sized CPU Card  
Share the same Chassis & I/O design
- PCI pin definition same to PICMG 1.0 PCI  
= All Half-sized PCI CPU Card  
Share All Half-sized PCI Backplane

### III. Quick Design Back Plane

- Four PCI Slots + One PCI-E x4 or Four PCI-E X1  
More Configuration in your backplane with PCI or PCI-E Slot
- PCI Express Switches and Bridges, Such as PLX or TI solution



## IEI PIC0e Backplane Solution

Complete PIC0e backplane solutions with fully support all kinds of chassis and power modes. PIC0e is the easiest way to upgrade current system from slow ISA + PCI architecture to the latest high performance PCI-E+PCI solution.


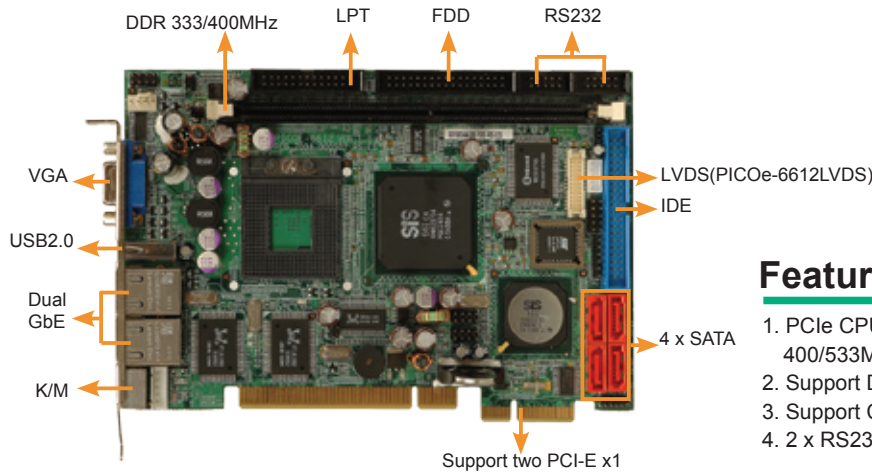


PIC0e PCIe/PCI	PCI	PCI-E		PSU type	Note
		x4	x1		
HPE-3S1	2			ATX/AT	CPU on R1st
HPE-3S2	1	1		ATX/AT	CPU on R1st
HPE-4S1	3			ATX/AT	CPU on R2st
HPE-4S2	2	1		ATX/AT	CPU on R2st
HPE-5S1	4			ATX/AT	CPU on R2st
HPE-5S2	3	1		ATX/AT	CPU on R2st
HPE-5S3	2	0	2	ATX/AT	CPU on R2st
HPE-6S1	4	1		ATX/AT	CPU on R1st
HPE-6S2	3	0	2	ATX/AT	CPU on R1st
HPE-7S1	4	0	2	ATX/AT	CPU on R2st
HPE-8S0	4	0	2	ATX/AT	Reserved 1 Slot

# PIC0e-6612LVDS

**Patent Pending**

**PCIe CPU Card Intel® Pentium® M/ Celeron® M FSB400/533 MHz with VGA/ LVDS, Dual GbE, USB2.0, SATA and Audio**



## Feature

1. PCIe CPU Card , Intel® Pentium® M/ Celeron® M FSB 400/533MHz
2. Support DDR333/400 DIMM up to 1 GB
3. Support CRT,dual channel 18-bit LVDS (PIC0e-6612LVDS)
4. 2 x RS232, 5 x USB2.0, 4 x SATA-150

## Specification



- ◆ **CPU**  
Socket 479 Intel® Pentium® M/Celeron M support 400/533 MHz FSB up to 2.26GHz
- ◆ **System Chipset**  
SIS 661CX + SIS 966
- ◆ **BIOS**  
AMI BIOS
- ◆ **System Memory**  
1 x 184-pin DDR 400/333MHz up to 1GB
- ◆ **Ethernet**  
Dual RTL8110S for GbE
- ◆ **I/O**  
**I/O Interface**  
2 x RS232  
5 x USB 2.0,  
1 x IDE  
1 x FDD  
1 x LPT  
1 x CFII  
4 x SATA-150 with RAID 0,1 function support  
1 x PS2 for keyboard/mouse  
**Expansion ( By Backplane Support )**  
4 x PCI Master  
2 x PCIe x1
- ◆ **Digital I/O**  
8 bit digital I/O, 4 input / 4 output
- ◆ **Super I/O**  
W83697HG
- ◆ **Audio**  
5.1 Channel Audio Kit with Realtek ALC655
- ◆ **Display**  
CRT integrated in SIS 661CX  
**LVDS**  
Dual channel 24 bit LVDS
- ◆ **Watchdog Timer**  
Software programmable supports 1~255 sec. System reset reset
- ◆ **Power Supply**  
5V/+12V& -12V, AT/ATX support
- ◆ **Power Consumption**  
+5V @ 6.59 A, +12V @0.12 A (Intel® Pentium® M 2.13G/2M/533 CPU with 1GB DDR 400MHz)
- ◆ **Temperature**  
operation: 0 ~ 60° C (32 ~ 140° F)
- ◆ **Humidity**  
operation: 5% ~ 95% non-condensing
- ◆ **Dimension**  
165mm x 115 mm
- ◆ **Weight**  
GW: 1.0Kg

## Packing List



1 x PIC0e-6612 single board computer	1 x Dual RS232 cable (P/N: 19800-000051-RS)
1 x Mini jumper pack	1 x KB/MS Y cable (P/N:32000-000138-RS)
1 x ATA66/100 flat cable (P/N: 32200-000052-RS)	1 x Utility CD
2 x SATA cable (P/N: 32000-062800-RS)	1 x QIG
1 x SATA Power cable (P/N: 32100-088600-RS)	

## Ordering Information

Part No.	Description
PIC0e-6612-R10	PCIe CPU Card Intel® Pentium® M/ Celeron® M FSB533 MHz with CRT/ LCD, Dual LAN, USB2.0, and SATA
PIC0e-6612LVDS-R10	PCIe CPU Card Intel® Pentium® M/ Celeron® M FSB533 MHz with CRT/ LCD, Dual LAN, USB2.0, SATA , and LVDS
CB-USB02-RS	USB cable
AC-KIT08R-R10	5.1 Channel Audio Kit with Realtek ALC655
32200-000017-RS	FDD cable
19800-000049-RS	LPT cable

# PICO-8522

PCI CPU Card Intel® Pentium® M/ Celeron® M FSB400MHz with VGA/LVDS, Dual GbE, and USB2.0



## Feature

1. PCI CPU Card, Intel® Pentium® M/ Celeron® M 400MHz FSB
2. Support DDR 266/200 DIMM up to 1 GB
3. Support CRT, Dual channel 18 bit LVDS,
4. 2 x RS232, 5 x USB2.0

## Specification

- ◆ **CPU**  
Socket 479 Intel® Pentium® M/Celeron M with 400 MHz FSB up to 2.10GHz
- ◆ **System Chipset**  
Intel® 852GM + ICH4
- ◆ **BIOS**  
AMI BIOS
- ◆ **System Memory**  
1 x 184-pin DDR 266/200MHz up to 1GB
- ◆ **Ethernet**  
Dual RTL8110SC for GbE
- ◆ **I/O**  
**I/O Interface**  
2 x RS232  
5 x USB 2.0  
2 x IDE  
1 X FDD  
1 x LPT  
1 x PS/2 keyboard/mouse
- ◆ **Expansion ( By Backplane Support )**  
4 PCI Master
- ◆ **Digital I/O**  
8 bit digital I/O, 4 input / 4 output
- ◆ **Super I/O**  
W83627EHG
- ◆ **Audio**  
5.1 Channel Audio Kit with Realtek ALC655
- ◆ **SSD**  
CFII
- ◆ **Display**  
CRT integrated in 852GM  
**LVDS**  
Dual channel 18- bit LVDS
- ◆ **Watchdog Timer**  
Software programmable supports 1~255 sec. System reset reset
- ◆ **Power Supply**  
5V/+12V& -12V, AT/ATX support
- ◆ **Power Consumption**  
+5V@4.64 (Celeron® M 1.6G/DDR333 1G);  
+5V@2.78 (Celeron® M 800M/DDR333 1G)-3D Mark
- ◆ **Temperature**  
operation: 0 ~ 60° C (32 ~ 140° F)
- ◆ **Humidity**  
operation: 5% ~ 95% non-condensing
- ◆ **Dimension**  
165mm x 115 mm
- ◆ **Weight**  
GW: 1.0Kg



## Packing List



1 x PICO-8522 single board computer	1 x Audio cable (P/N: 32000-072100-RS)
1 x Mini jumper pack	1 x USB cable (P/N:32000-044300-RS)
1 x ATA66/100 flat cable (P/N: 32200-000052-RS)	1 x Utility CD
1 x KB/MS Y cable (P/N:32000-000138-RS)	1 x QIG
1 x Dual RS232 cable (P/N: 32200-000015-RS)	

## Ordering Information

Part No.	Description
PICO-8522-R10	PCI CPU Card Intel® Pentium® M/ Celeron® M FSB533MHz with CRT/ LCD, Dual GbE, and USB2.0
PICO-8522-1GZ-R10	PCI CPU Card Intel® Celeron® M 1GHz/ none cache with CRT/ LCD, Dual GbE, and USB2.0
PICO-8522DVI-R10	PCI CPU Card Intel® Pentium® M/ Celeron® M FSB533MHz with CRT/ LCD, Dual GbE, USB2.0, and DVI function.
PICO-8522DVI-1GZ-R10	PCI CPU Card Intel® Celeron® M 1GHz/ none cache with CRT/ LCD, Dual GbE, USB2.0, and DVI function.
AC-KIT08R-R10	5.1 Channel Audio Kit with Realtek ALC655
19800-000049-RS	LPT cable

# PICO-LX

PCI CPU Card AMD LX800 500MHz with CRT/ LCD, Dual LAN, USB2.0,SATA and Audio



## Feature

1. PCI CPU Card, AMD LX800 500MHz
2. Support DDR333/400 DIMM up to 1 GB
3. Support CRT and TTL Display
4. 2 x RS232, 1 x RS 422/485 , 4 x USB2.0



## Specification

- ◆ **CPU**  
AMD LX800-500MHz
- ◆ **System Chipset**  
CS5536
- ◆ **BIOS**  
Award BIOS
- ◆ **System Memory**  
1 x 200-pin SO-DIMM DDR 333/400MHz up to 1GB
- ◆ **Ethernet**  
Realtek RTL8100C for 10/100 Mbps
- ◆ **I/O**  
  - ◆ **I/O Interface**  
2 x RS232,  
1 x RS422/485  
4 x USB 2.0  
1 x CFII  
2 x IDE  
1 x LPT  
2 x SATA-150 with ALI M5283 RAID 0,1 function support.  
1 x PS2 for KB/MS
  - ◆ **Expansion ( By Backplane Support )**  
1 x PCI
- ◆ **Digital I/O**  
8 bit digital I/O, 4 input / 4 output
- ◆ **Super I/O**  
W83627EHG
- ◆ **Audio**  
Realtek ALC203 with AC'97 codec
- ◆ **Display**  
Integrated in LX800, Support CRT and 24-bit TTL displays
- ◆ **LVDS**  
Single 18 bit LVDS
- ◆ **Watchdog Timer**  
Software programmable supports 1~255 sec. System reset
- ◆ **Power Supply**  
AT/ATX support
- ◆ **Power Consumption**  
+5V@1.73A(LX800-500MHz, DDR 400/1G memory)
- ◆ **Temperature**  
operation: 0 ~ 60° C (32 ~ 140° F)
- ◆ **Humidity**  
operation: 5% ~ 95% non-condensing
- ◆ **Dimension**  
165mm x 115 mm
- ◆ **Weight**  
GW: 1.0Kg

## Packing List

1 x PICO-LX single board computer	1 x KB/MS cable (P/N:32000-023800-RS)
1 x Mini jumper pack	1 x USB cable (P/N:32000-044300-RS)
1 x ATA66/100 flat cable (P/N: 32200-000052-RS)	1 x Utility CD
1 x RS232/422/485 cable (P/N:32200-000063-RS)	1 x QIG
1 x Audio cable (P/N: 32000-072101-RS)	

## Ordering Information


Part No.	Description
PICO-LX-800-R10	PCI CPU Card AMD LX800 500MHz with CRT/ LCD, Dual LAN, USB2.0,SATA and Audio
32200-000009-RS	ATA33 44P/44P flat cable
32200-000017-RS	FDD cable
19800-000049-RS	LPT cable



# PCI/ PICOe Backplane


Support PCI / PICOe Slot on one Backplane!

**Patent Pending**



The advantages of using this series of PCI/ PICOe Backplane cards are numerous:

1. Support PCI half size single board computer .
2. Supports PICOe half size single board computer.
3. PICOe Backplane combines with PCI+PCIe x4 PCIe x1 Bus. Provide great I/O Bus Bandwidth & Performance .



## Selection Guide

PAC series wall-mount Chassis


4U Rack-mount Chassis

2U Rack-mount Chassis

	PCIe/PCI	PCIe/PCI	HPE-3S1	HPE-3S2	HPE-4S1	HPE-4S2	HPE-5S1	HPE-5S2
Total Slot			3	3	4	4	5	5
Expansion Slots	PCI		2	1	3	2	4	3
	PCIe	x4		1		1		1
		x1						
PSU Type								
Chassis			PAC-53GH PR-1300G	PAC-53GH PR-1300G	PAC-400G PAC-42GH PAC-42GF	PAC-400G PAC-42GH PAC-42GF	PR-1500G PACK-500G	PR-1500G PACK-500G
Note								

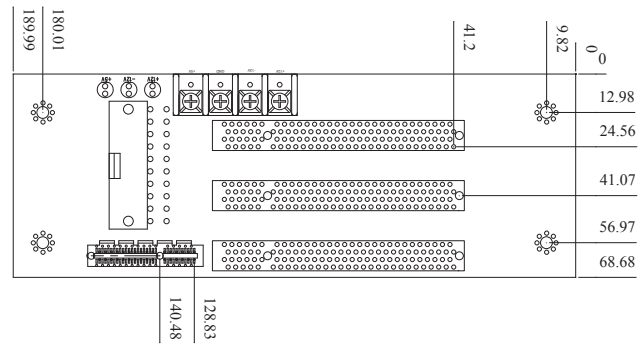
	PCIe/PCI	PCIe/PCI	HPE-5S3	HPE-6S1	HPE-6S2	HPE-7S1	HPE-8S0
Total Slot			5	6	6	7	7
Expansion Slots	PCI		2	4	3	4	4
	PCIe	x4	0	1	0	0	0
		x1	2		2	2	2
PSU Type							
Chassis			PR-1500G PACK-500G	PAC-52G	PAC-52G	PAC-700G PAC-1700G PACK-500G RACK-3400G RACK-900G	PAC-125G PACK-500G RACK-3400G
Note							

## HPE-3S1




### Order Information

HPE-3S1-R10	3 Slot Backplane with 2 PCI Bus
PAC-53GH	3 Slot Half Size Industrial Chassis
PR-1300G	3 Slot Half Size Industrial Chassis

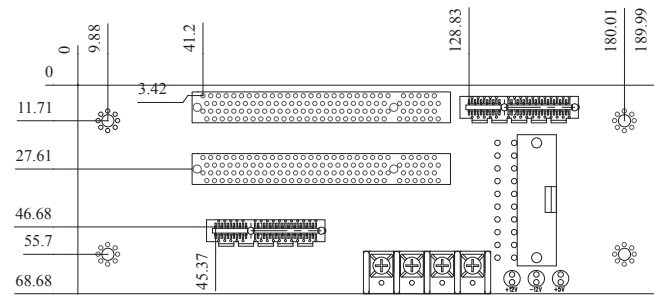


## HPE-3S2




### Order Information

HPE-3S1-R10	3 Slot Backplane with 2 PCI Bus
PAC-53GH	3 Slot Half Size Industrial Chassis
PR-1300G	3 Slot Half Size Industrial Chassis

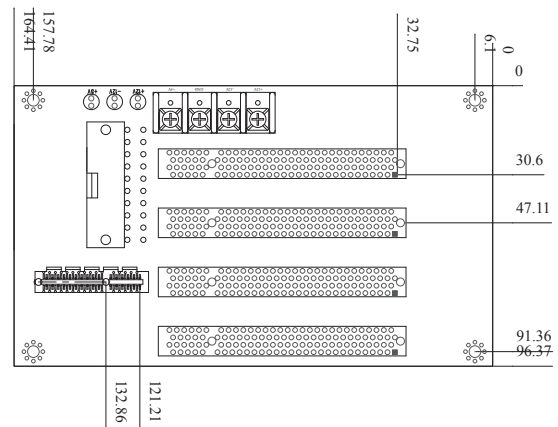


## HPE-4S1




### Order Information

HPE-4S1-R10	4 Slot Backplane with 3 PCI Bus
PAC-400G	4 Slot Half Size Industrial Chassis
PAC-42GH	4 Slot Half Size Industrial Chassis
PAC-42GF	4 Slot Full Size Industrial Chassis

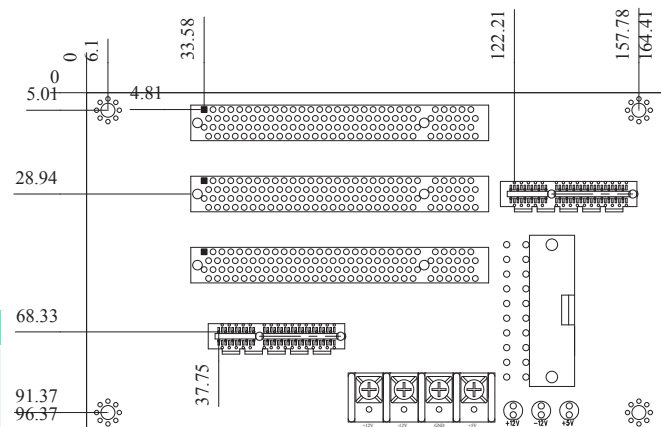


## HPE-4S2




### Order Information

HPE-4S2-R10	4 Slot Backplane with 2 PCI and 1 PCIe4 Bus
PAC-400G	4 Slot Half Size Industrial Chassis
PAC-42GH	4 Slot Half Size Industrial Chassis
PAC-42GF	4 Slot Half Size Industrial Chassis

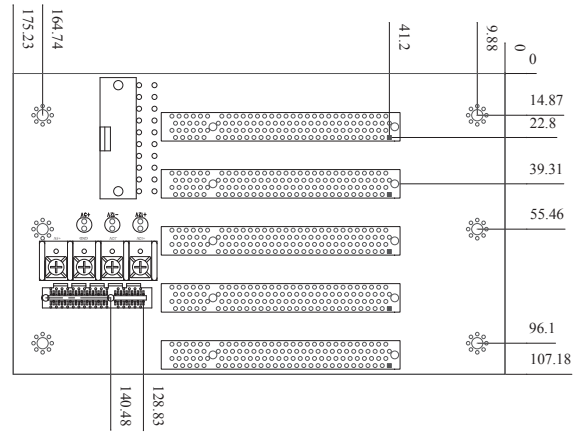


## HPE-5S1




### Order Information

HPE-5S1-R10	5 Slot Backplane with 4 PCI Bus
PR-1500G	5 Slot Half Size Industrial Chassis
RACK-500G	5 Slots Full Size Industrial Chassis

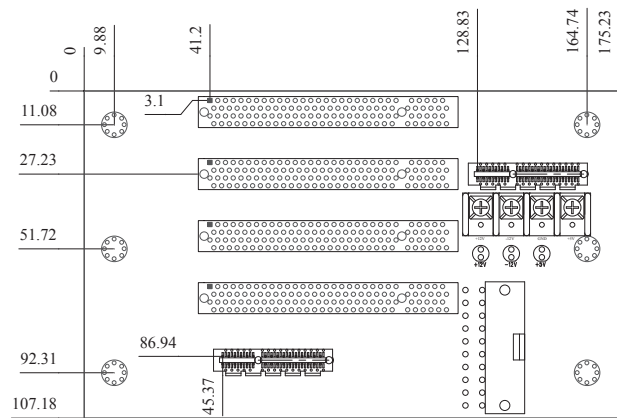


## HPE-5S2




### Order Information

HPE-5S2-R10	5 Slot Backplane with 3 PCI and 1 PCIe4 Bus
PR-1500G	5 Slot Half Size Industrial Chassis
RACK-500G	5 Slots Full Size Industrial Chassis

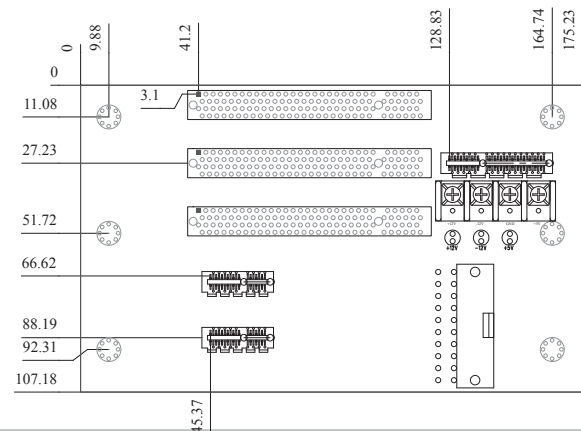


## HPE-5S3




### Order Information

HPE-5S3-R10	5 Slot Backplane with 2 PCI and 2 PCIe4 Bus
PR-1500G	5 Slot Half Size Industrial Chassis
RACK-500G	5 Slots Full Size Industrial Chassis

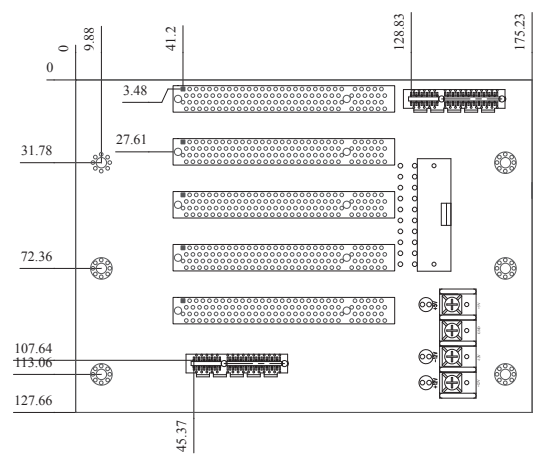


## HPE-6S1




### Order Information

HPE-6S1-R10	6 Slot Backplane with 4 PCI and 1 PCIe4 Bus
PAC-52G	6 Slot Half Size Industrial Chassis



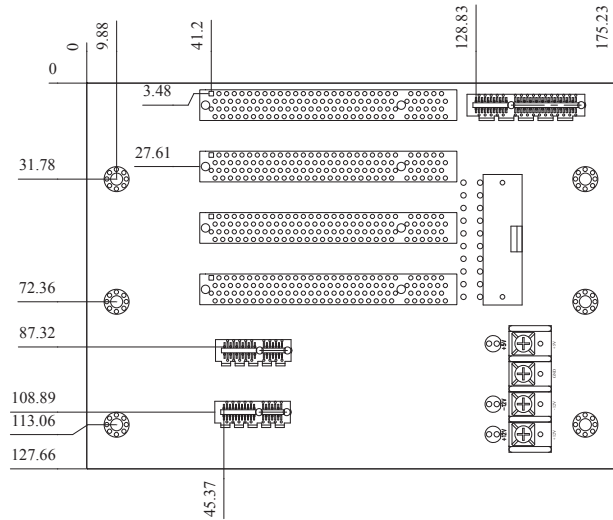


## HPE-6S2




### Order Information

HPE-6S2-R10	6 Slot Backplane with 3 PCI and 2 PClex1 Bus
PAC-52G	6 Slot Half Size Industrial Chassis

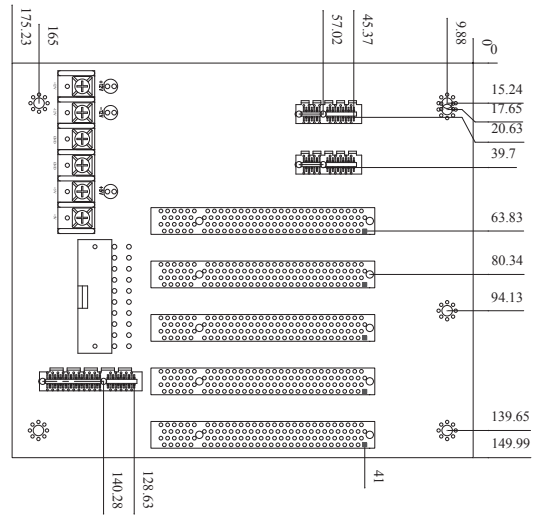


## HPE-7S1




### Order Information

HPE-7S-R10	7 Slot Backplane with 4 PCI Bus and 2 PCIe x1
PAC-700G	7 Slot Half Size Industrial Chassis
PAC-1700G	7 Slot Full Size Industrial Chassis
RACK-3400G	10 Slots Half Size Industrial Chassis
RACK-900G	10 Slots Full Size Industrial Chassis

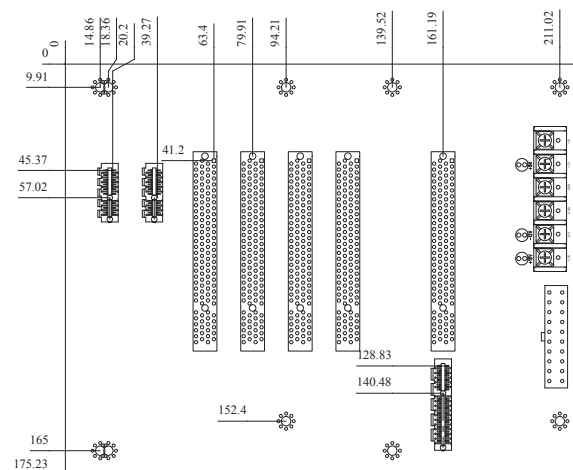


## HPE-8S0



### Order Information

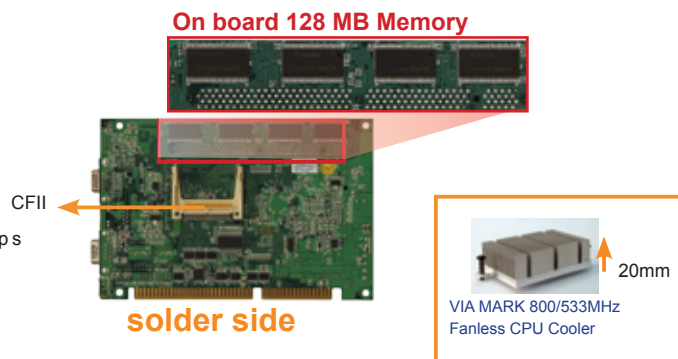
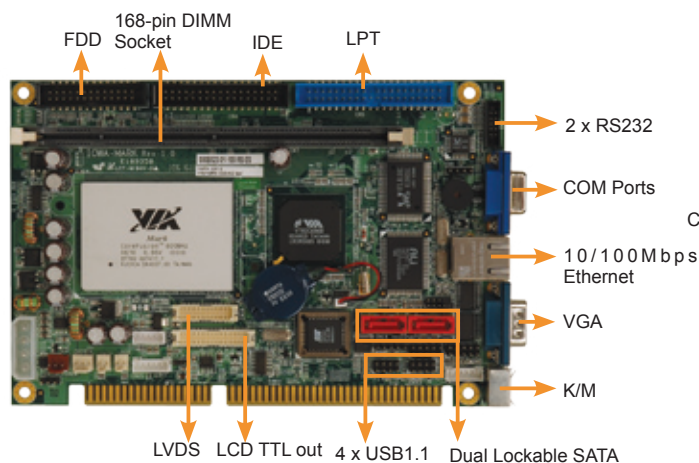
HPE-8S0-R10	7 Slot Backplane with 4 PCI Bus and 2 PCIe x1
PACK-125G	10 Slot Full Size Industrial Chassis
RACK-900G	10 Slots Full Size Industrial Chassis





# IOWA-MARK

Half-Size ISA Board, VIA MARK 533/800MHz, CRT/ LCD, Dual LAN, SATA, Audio with on board 128MB Memory



## Feature

1. ISA CPU Card VIA MARK 533MHz
2. 128 MB PC133MHz on board Memory, DIMM Socket support up to 512 MB
3. Support CRT, 24 bits TFT/LVDS displays
4. 1 x RS232, 1 x RS-232/422/485, 4 x USB 2.0, 2 x SATA-150

## Specification

- ◆ **CPU**  
VIA MARK 533/800MHz
- ◆ **System Chipset**  
VIA VT82C686B
- ◆ **BIOS**  
AMI BIOS
- ◆ **System Memory**  
- 1 x 168-pin PC100/133MHz up to 512 MB  
- On board 128MB SDRAM
- ◆ **Ethernet**  
Realtek RTL8100C for 10/100Mbps
- ◆ **I/O**  
**I/O Interface**  
4 x USB 1.1  
1 x IDE  
1 x FDD  
1 x LPT  
2 x SATA-150 with ALI M5283 RAID 0,1 function support.  
2 x RS232  
1 x PS2 Mini DIMM
- ◆ **Audio**  
Realtek ALC655 with AC'97 codec
- ◆ **Display**  
CRT integrated in VIA MARK 24 bits TFT
- ◆ **LVDS**  
Dual channel 18 bit LVDS
- ◆ **SSD**  
CF Type II
- ◆ **Watchdog Timer**  
Software programmable supports 1~255 sec. System reset reset, by ICP6629
- ◆ **Power Supply**  
+5V,+12V, ATX support
- ◆ **Power Consumption**  
+5V@2.99A, +12V@0.09A(VIA MARK 800MHz, On board 128MB+PC133 128MB)  
+5V@2.81A, +12V@0.04A(VIA MARK 533MHz, On board 128MB+PC133 128MB)
- ◆ **Temperature**  
operation: 0~60°C (32~140°F)
- ◆ **Humidity**  
operation: 5%~95% non-condensing
- ◆ **Dimension**  
165mm x 115 mm
- ◆ **Weight**  
GW: 1.0Kg

## Packing List

1 x IOWA-MARK single board computer	1 x Audio cable (P/N: 32000-072101-RS)
1 x Mini jumper pack	1 x SATA Power cable (P/N: 32100-088600-RS)
1 x ATA66/100 flat cable (P/N: 32200-000052-RS)	1 x KB/PS2 Mouse Y cable (P/N: 32000-000138-RS)
2 x SATA cable (P/N: 32000-062800-RS)	1 x Utility CD
1 x single RS232 cable (P/N: 19800-000047-RS)	1 x QIG


## Ordering Information

Part No.	Description
IOWA-MARK-533-128MB-R10	ISA CPU Card VIA MARK 533Mhz, CRT/ LCD, Dual LAN, Audio with on board 128MB Memory
IOWA-MARK-533S-128MB-R10	ISA CPU Card VIA MARK 533Mhz, CRT/ LCD, Dual LAN, SATA ,Audio with on board 128MB Memory
IOWA-MARK-800-128MB-R10	ISA CPU Card VIA MARK 800Mhz, CRT/ LCD, Dual LAN, Audio with on board 128MB Memory
IOWA-MARK-800S-128MB-R10	ISA CPU Card VIA MARK 800Mhz, CRT/ LCD, Dual LAN, SATA, Audio with on board 128MB Memory
32200-028401-RS	Single RS232 cable
32200-000017-RS	FDD Cable
19800-000049-RS	LPT Cable

# IOWA-GX

Pure ISA CPU Board with onboard memory support!

Half-Size ISA Board, fanless AMD® Geode GX SBC with Onboard DDR Memory, SATA RAID 0,1 function, and TTL support.



## Feature

1. Pure ISA solution with new AMD® Geode GX2 processor and on board DDR memory
2. Flexible onboard, DIMM memory select options
3. Enhanced TTL, SATA, RS-232, RS-422/485 and USB 2.0 interfaces for extended connectivities
4. RoHS Compliance

## Specification



- ◆ **CPU**  
AMD® Geode GX-466 333MHz processor
- ◆ **Cache Memory**  
16K I/ 16k D
- ◆ **System Chipset**  
AMD® CS5536
- ◆ **BIOS**  
AWARD
- ◆ **System Memory**  
Onboard 128MB  
1 x 200-pin SO-DIMM DDR 266MHz up to 512MB
- ◆ **Ethernet**  
Realtek RTL8100C for 10/100Mbps
- ◆ **I/O**  
**I/O Interface**  
4 x USB 2.0  
2 x SATA-150 with ALI M5283 RAID 0,1 function support.  
1 x IDE  
1 x LPT  
1 x FDD  
1 x CFII  
1 x RS-232 ; 1 x RS-232/422/485  
1 x PS/2 keyboard/mouse
- ◆ **Super I/O**  
W83627EHG
- ◆ **Audio**  
Realtek ALC203 with AC'97 codec
- ◆ **Display**  
CRT integrated in AMD® Geode GX466
- ◆ **TTL**  
24-bit TTL LCD integrated in AMD Geode GX-466
- ◆ **Watchdog Timer**  
Software programmable supports 1~255 sec. System reset reset
- ◆ **Power Supply**  
+5V± 5%, AT/ATX power support
- ◆ **Power Consumption**  
+5V@0.92A (AMD GX 466 with DDR 256MB RAM)
- ◆ **Temperature**  
operation: 0 ~ 60° C (32 ~ 140° F)
- ◆ **Humidity**  
operation: 5% ~ 95% non-condensing
- ◆ **Dimension**  
165mm x 115 mm
- ◆ **Weight**  
GW: 1.0Kg

## Packing List


1 x IOWA-GX single board computer	1 x Keyboard/ PS2 mouse cable (P/N: 32000-000138-RS)
1 x Mini jumper pack	1 x USB cable (P/N: CB-USB02-RS)
1 x IDE flat cable 40p/40p/40p ( P/N: 32200-000052-RS)	1 x Audio cable (32000-072101-RS)
2 x SATA cable (P/N: 32000-062800-RS)	1 x Utility CD
1 x SATA power cable (P/N: 32100-088600-RS)	1 x QIG

## Ordering Information

Part No.	Description
IOWA-GX-466-128MB-R10	Half-size SBC with AMD GX 466 processor 333Mhz, CRT/LCD,LAN, Audio and onboard 128MB DDR RAM
IOWA-GX-466S-128MB-R10	Half-size SBC with AMD GX 466 processor 333Mhz, CRT/LCD,LAN, SATA, Audio and onboard 128MB DDR RAM
19800-000049-RS	LPT cable
CB-USB02-RS	USB cable

# ROCKY-318-M4-R3

Half Size ISA Bus 386SX- 40 CPU Card



## Feature

1. 386SX-40 CPU on board
2. ALi M6117 chipset
3. SIMM up to 16MB DRAM, Onboard 2M/4M DRAM

## Specification

<b>CPU</b>	Ali M6117 386SX-40 on board
<b>System Chipset</b>	Ali M6117
<b>BIOS</b>	AMI BIOS
<b>System Memory</b>	SIMM up to 16MB DRAM, Onboard 2M/4M DRAM
<b>Ethernet</b>	No
<b>I/O</b>	2 x RS-232 1 x LPT (SPP/EPP/ECP) 2 x PS/2 KB/MS 1 x IDE PIO-4 1 x FDD
<b>LCD Interface</b>	No
<b>Display</b>	No
<b>Audio</b>	No
<b>SSD</b>	Disk On Chip
<b>Watchdog Timer</b>	Software programmable supports 1~220 sec. system reset
<b>Power Supply</b>	AT support
<b>Power Consumption</b>	+5V@1.1A (4MB EDO RAM)
<b>Temperature</b>	operation: 0~60° C (32~140° F)
<b>Humidity</b>	operation: 5% ~ 95% non-condensing
<b>Dimension</b>	380(W)mm X 125(L)mm
<b>Weight</b>	GW:900g

## Packing List


- 1 x ROCKY-318-M4-R3 single board computer
- 1 x Mini jumper pack
- 1 x IDE flat cable (P/N: 32200-000005-RS)
- 1 x FDD cable (P/N: 32200-000017-RS)
- 1 x LPT cable (P/N: 32200-000040-RS)
- 1 x User manual

## Ordering Information

Part No.	Description
ROCKY-318-M4-R3	ISA 386SX-40 CPU Card with 4M DRAM, R3

# JUKI-730-M4-R3

Half Size ISA Bus 386SX- 40 CPU Card



## Feature

1. 386SX-40 CPU on board
2. ALi M6117 chipset
3. HM86508 LCD/CRT VGA controller
4. on board with 1MB V-RAM

## Specification

<b>CPU</b>	Ali M6117 386SX-40 on board
<b>System Chipset</b>	Ali M6117
<b>BIOS</b>	AMI BIOS
<b>System Memory</b>	SIMM up to 16MB DRAM on board 2M DRAM (JUKI-2M-R3) on board 4M DRAM (JUKI-4M-R3)
<b>Ethernet</b>	N/A
<b>I/O</b>	3 x RS-232 1 x RS-232/422/485 1 x PS/2 KB/MS 1 x LPT (SPP/EPP/ECP) 1 x IDE PIO-4 1 x FDD
<b>LCD Interface</b>	44-pin 18-bit TTL channel DB-15 for CRT
<b>Display/ Graphic</b>	HM-86508 1MB RAM
<b>Audio</b>	N/A
<b>SSD</b>	Disk On Chip
<b>Watchdog Timer</b>	Software programmable supports 1~220 sec. system reset
<b>Power Supply</b>	AT support
<b>Power Consumption</b>	+5V@1.6A (32MB RAM)
<b>Temperature</b>	operation: 0~60° C (32~140° F)
<b>Humidity</b>	operation: 5% ~ 95% non-condensing
<b>Dimension</b>	380(W)mm X 125(L)mm
<b>Weight</b>	GW:900g

## Packing List

- 1 x JUKI-730-M4-R3 single board computer
- 1 x Mini jumper pack
- 1 x IDE flat cable (P/N: 32200-000005-RS)
- 1 x FDD cable (P/N: 32200-000017-RS)
- 1 x LPT/RS232 (P/N: 32200-000039-RS)
- 1 x RS232 cable (P/N: 32200-000041-RS)
- 1 x User manual

## Ordering Information

Part No.	Description
JUKI-730-M4-R3	ISA 386SX-40CPU Card with 4M DRAM, LCD/ CRT VGA, 4COM

# IP/IPX series Backplane















Support PCI AND ISA Slot on one backplane !  
For Half size PISA series Single Board Computer





























The advantages of using this series of PCISA cards are numerous:

1. Supports standard PISA version 1.0 slot on the IP/IPX series passive backplane.
2. Compatible with all available PCI/ISA cards IP/IPX backplane is also integrated with the JUKI/PCISA series Card slot.

## Selection Guide


							
							
Model	IP-3S-RS-R30	IP-3S2-RS-R30	IP-3SA-RS-R30	IP-4S-RS-R30	IP-4S2-RS-R30	IP-4S2A-RS-R30	IP-4S3-RS-R30
Total Slot	3	3	3	4	4	4	4
PCI Slot	2	1	2	3	2	3	
ISA Slot		1			1		3
PSU Type	AT	AT	ATX	AT	AT	ATX	AT
Chassis	PAC-53GH PR-1300G	PAC-53GH PR-1300G	PR-1300G	PAC-400G PAC-42GH	PAC-400G PAC-42GH	PAC-400G PAC-42GH	PAC-400G PAC-42GH

							
							
Model	IP-4S4-RS-R30	IP-4SA-RS-R30	IP-5S2-RS-R30	IP-5SA-RS-R30	IP-5SA2-RS-R30	IP-6S-RS-R30	IP-6SA-RS-R30
Total Slot	4	4	5	5	5	6	6
PCI Slot		3	4	3	4	3	3
ISA Slot	3			1	1	2	2
PSU Type	AT	ATX	AT	ATX	ATX	AT	AT
Chassis	PAC-400G PAC-42GH	PAC-400G PAC-42GH	PAC-52G PR-1500G	PR-1500G	PR-1500G	PAC-52G PAC-107G PAC-1000G	PAC-52G PAC-106G PAC-107G PAC-1000G

						
						
Model	IP-7S-RS-R30	IP-7SA-RS-R30	IP-8S-RS-R30	IPX-9S-RS-R30	IP-10S-RS-R30	IPX-13S-RS-R30
Total Slot	7	7	8	9	10	13
PCI Slot	4	4	4	8	4	12
ISA Slot	2	2	3		5	
PSU Type	AT	ATX	ATX/AT	ATX/AT	ATX/AT	ATX/AT
Chassis	PAC-700G PAC-1700G	PAC-700G PAC-1700G	PAC-125G RACK-3400G	PAC-125G RACK-3400G	PAC-125G RACK-3400G	RACK-305G RACK-360G RACK-814G RACK-3000G

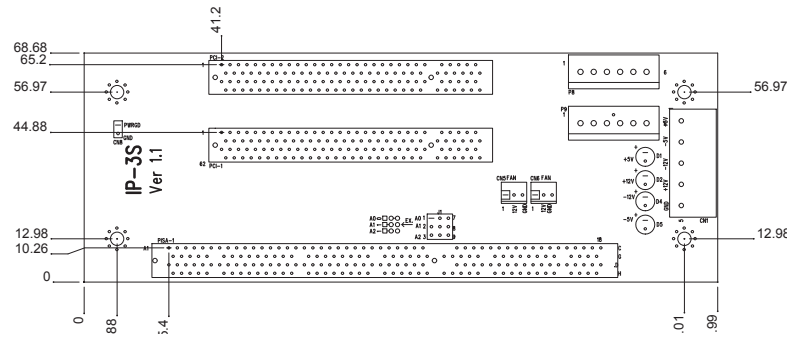


## IP-3S-RS-R30




### Order Information

IP-3S-RS-R30	3 Slot Backplane with 2 PCI Bus
PAC-53GH	3 Slot Half Size Industrial Chassis
PR-1300G	3 Slot Half Size Industrial Chassis

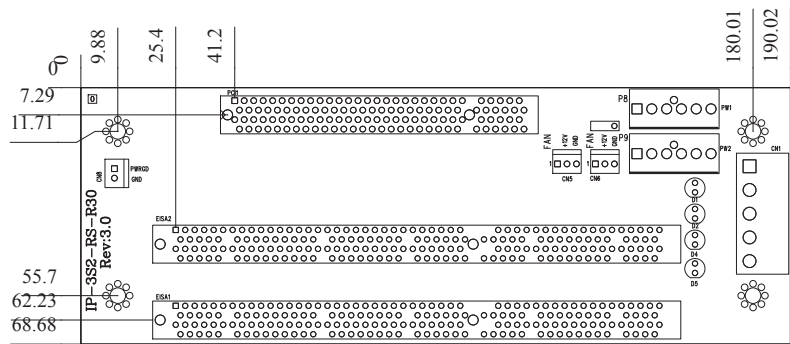


## IP-3S2-RS-R30




### Order Information

IP-3S2-RS-R30	3 Slot Backplane with 1 PCI Bus
PAC-53GH	3 Slot Half Size Industrial Chassis
PR-1300G	3 Slot Half Size Industrial Chassis

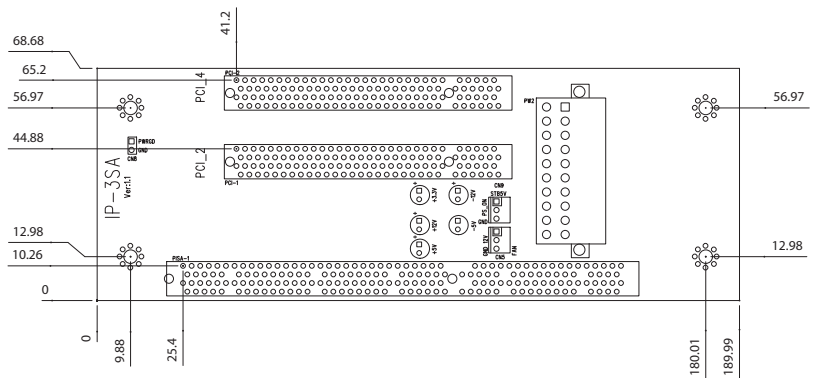


## IP-3SA-RS-R30




### Order Information

IP-3SA-RS-R30	3 Slot Backplane with 2 PCI Bus
PR-1300G	3 Slot Half Size Industrial Chassis

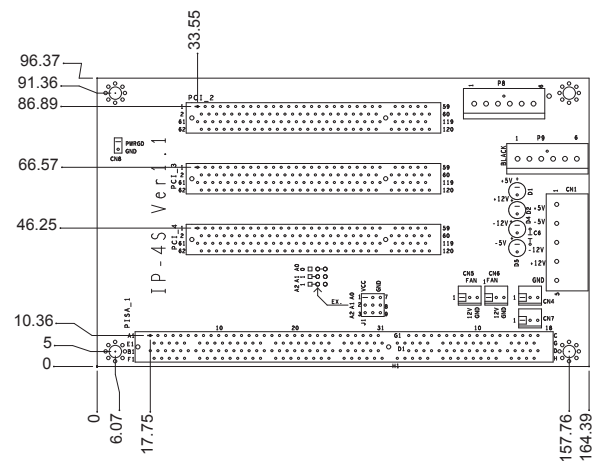


## IP-4S-RS-R30




### Order Information

IP-4S-RS-R30	4 Slot Backplane with 3 PCI Bus
PAC-400G	4 Slot Half Size Industrial Chassis
PAC-42GH	4 Slot Half Size Industrial Chassis

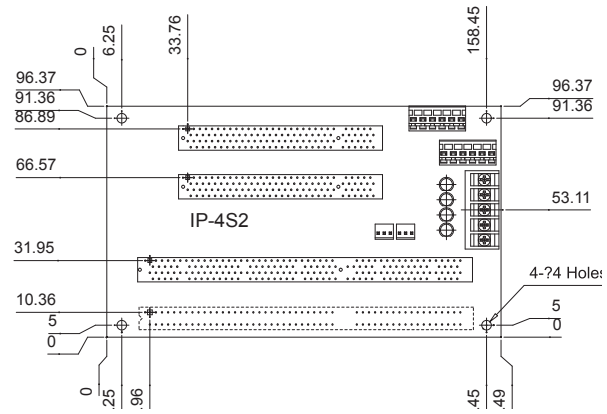


## IP-4S2-RS-R30




### Order Information

IP-4S2-RS-R30	4 Slot Backplane with 2 PCI and 1 ISA Bus
PAC-400G	4 Slot Half Size Industrial Chassis
PAC-42GH	4 Slot Half Size Industrial Chassis

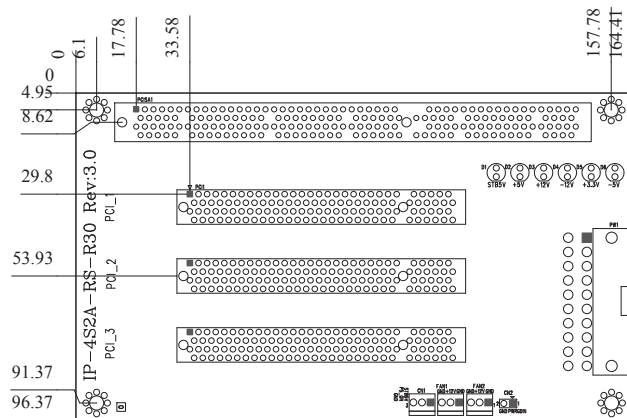


## IP-4S2A-RS-R30




### Order Information

IP-4S2A-RS-R30	4 Slot Backplane with 3 PCI
PAC-400G	4 Slot Half Size Industrial Chassis
PAC-42GH	4 Slot Half Size Industrial Chassis

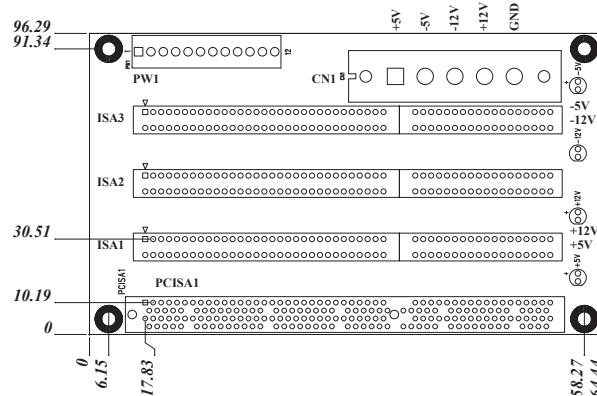


## IP-4S3-RS-R30




### Order Information

IP-4S3-RS-R30	4 Slot Backplane with 3 ISA Bus
PAC-400G	4 Slot Half Size Industrial Chassis
PAC-42GH	4 Slot Half Size Industrial Chassis

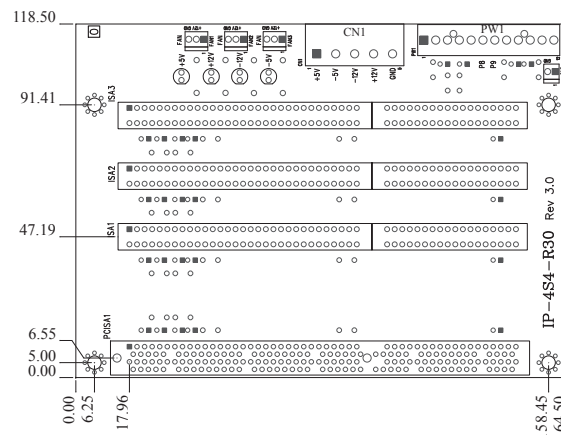


## IP-4S4-RS-R30




### Order Information

IP-4S4-RS-R30	4 Slot Backplane with 3 ISA Bus
PAC-400G	4 Slot Half Size Industrial Chassis
PAC-42GH	4 Slot Half Size Industrial Chassis

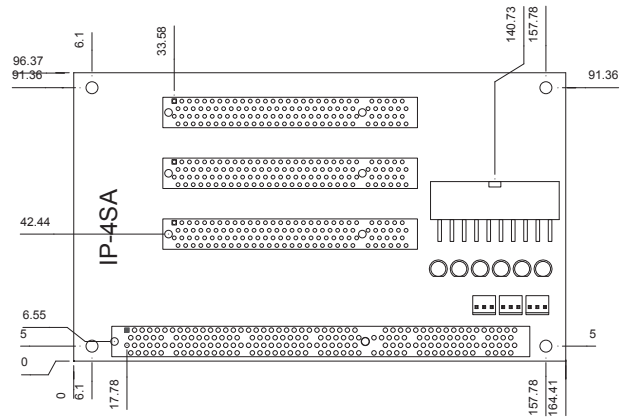


## IP-4SA-RS-R30




### Order Information

IP-4SA-RS-R30	4 Slot Backplane with 3 PCI Bus
PAC-400G	4 Slot Half Size Industrial Chassis
PAC-42GH	4 Slot Half Size Industrial Chassis

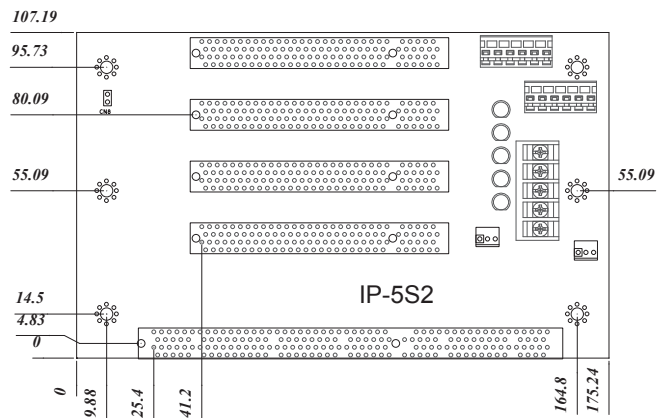


## IP-5S2-RS-R30




### Order Information

IP-5S2-RS-R30	5 Slot Backplane with 4 PCI Bus
PR-1500G	5 Slot Half Size Industrial Chassis
PAC-52G	5 Slot Half Size Industrial Chassis

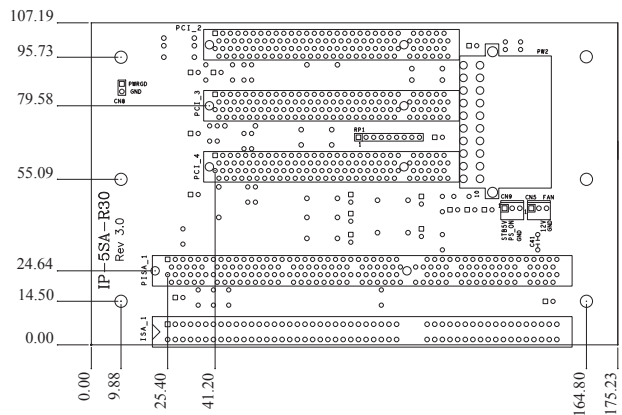


## IP-5SA-RS-R30




### Order Information

IP-5SA-RS-R30	5 Slot Backplane with 3 PCI and 1 ISA Bus
PR-1500G	5 Slot Half Size Industrial Chassis

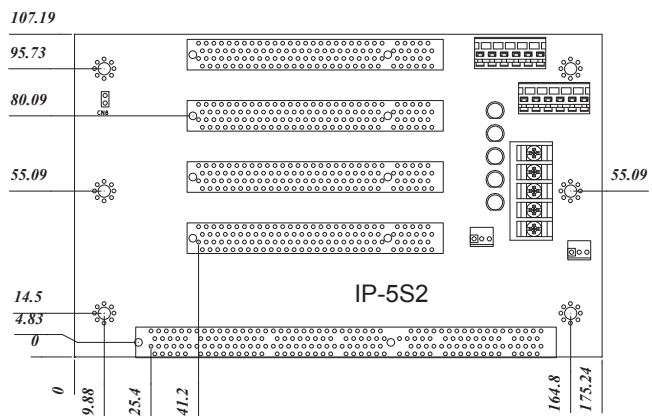


## IP-5SA2-RS-R30




### Order Information

IP-5SA2-RS-R30	5 Slot Backplane with 4 PCI and 1 ISA Bus
PR-1500GW	5 Slot Half Size Industrial Chassis



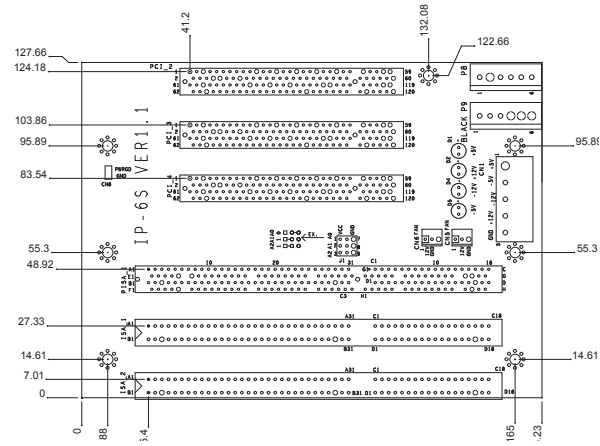


## IP-6S-RS-R30




### Order Information

IP-6S-RS-R30	6 Slot Backplane with 3 PCI and 2 ISA Bus
PAC-52G	6 Slot Half Size Industrial Chassis
PAC-106G	6 Slot Full Size Industrial Chassis
PAC-107G	6 Slot Full Size Industrial Chassis
PAC-1000G	6 Slot Full Size Industrial Chassis

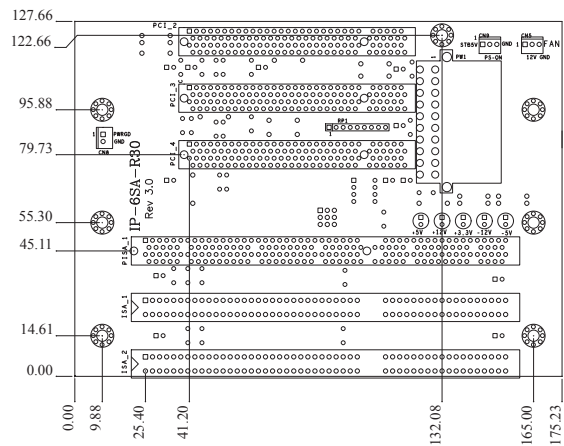


## IP-6SA-RS-R30




### Order Information

IP-6SA-RS-R30	6 Slot Backplane with 3 PCI and 2 ISA Bus
PAC-52G	6 Slot Half Size Industrial Chassis
PAC-106G	6 Slot Full Size Industrial Chassis
PAC-107G	6 Slot Full Size Industrial Chassis
PAC-1000G	6 Slot Full Size Industrial Chassis

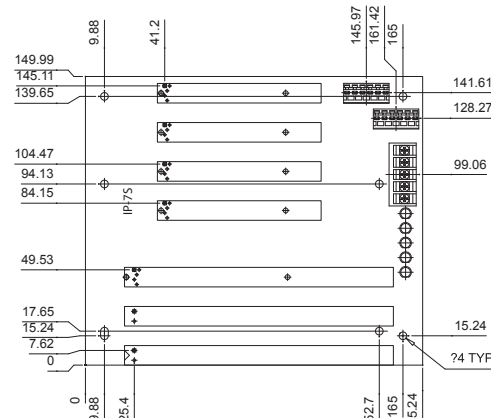


## IP-7S-RS-R30




### Order Information

IP-7S-RS-R30	7 Slot Backplane with 4 PCI and 2 ISA Bus
PAC-700G	7 Slot Half Size Industrial Chassis
PAC-1700G	7 Slot Full Size Industrial Chassis

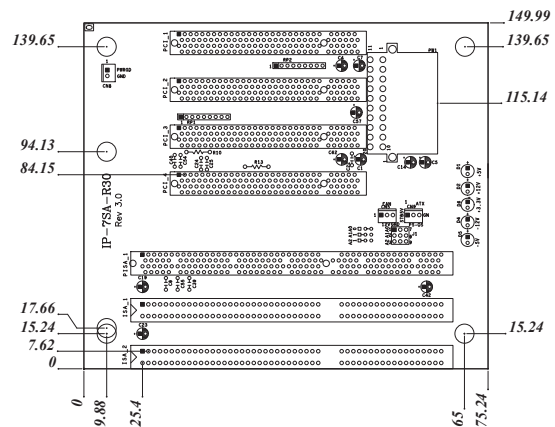


## IP-7SA-RS-R30




### Order Information

IP-7SA-RS-R30	7 Slot Backplane with 4 PCI and 2 ISA Bus
PAC-700G	7 Slot Half Size Industrial Chassis
PAC-1700G	7 Slot Full Size Industrial Chassis



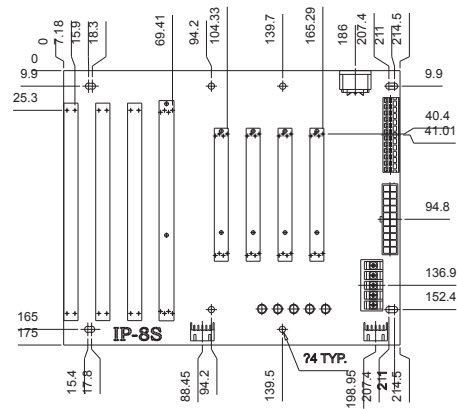


## IP-8S-RS-R30




### Order Information

IP-8S-RS-R30	8 Slot Backplane with 4 PCI and 3 ISA Bus
PAC-125G	10 Slot Full Size Industrial Chassis
RACK-3400G	10 Slot Half Size Industrial Chassis

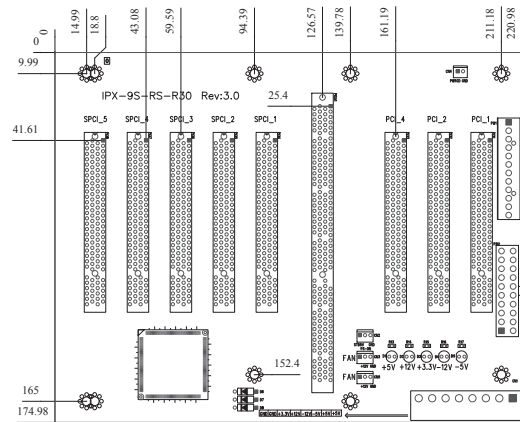


## IPX-9S-RS-R30




### Order Information

IPX-9S-RS-R30	9 Slot Backplane with 8 PCI Bus
PAC-125G	10 Slot Full Size Industrial Chassis
RACK-3400G	10 Slot Half Size Industrial Chassis

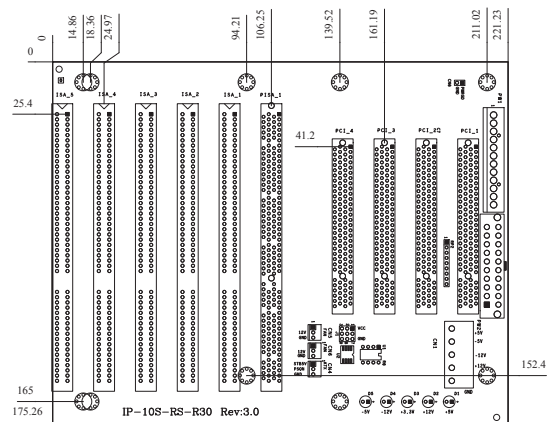


## IP-10S-RS-R30




### Order Information

IP-10S-RS-R30	10 Slot Backplane with 4 PCI and 5 ISA Bus
PAC-125G	10 Slot Full Size Industrial Chassis
RACK-3400G	10 Slot Half Size Industrial Chassis

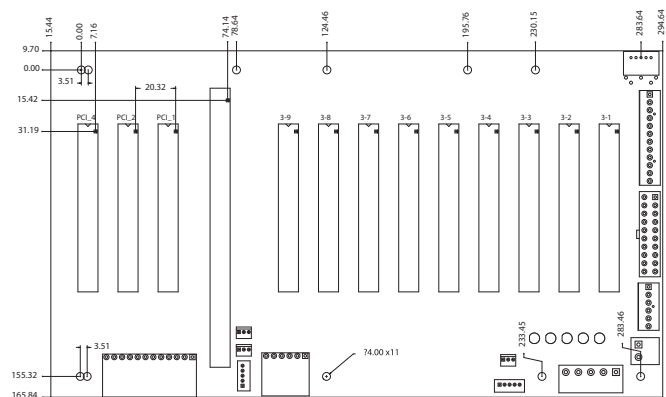


## IPX-13S-RS-R30



### Order Information

IPX-13S-RS-R30	13 Slot Backplane with 12 PCI Bus
RACK-305G	4U 14 Slot Rack-mount Industrial Chassis
RACK-360G	4U 14 Slot Rack-mount Industrial Chassis
RACK-814G	4U 14 Slot Rack-mount Industrial Chassis
RACK-3000G	4U 14 Slot Rack-mount Industrial Chassis



# BP series Backplane

Support ISA Slot on one backplane !  
For Half size ISA only Single Board Computer



The advantages of using this series of ISA cards are numerous:

1. Supports standard ISA slot on the BP series passive backplane.
2. Compatible with all available ISA cards BP backplane is also integrated with the ROCKY series ISA Card slot.

## Selection Guide


PAC series wall-mount Chassis

4U Rack-mount Chassis


2U Rack-mount Chassis




Model	BP-3S-RS-R30	BP-4S-RS-R30	BP-5S-RS-R30	BP-6S-RS-R30
Total Slot	3	4	5	6
ISA Slot	3	4	5	6
PSU Type	AT	AT	AT	AT
Chassis	PAC-53GH PR-1300G	PAC-400G PAC-42GH	PR-1500G	PAC-52G, PAC-106G PAC-107G, PAC-1000G
Note				



Model	BP-7S-RS-R30	BP-8S-RS-R30	BP-10S-RS-R30	BP-14S-RS-R30
Total Slot	7	8	10	14
ISA Slot	7	8	10	14
PSU Type	AT	AT	AT	AT
Chassis	PAC-700G PAC-1700G		PAC-125G RACK-3400G	RACK-305G, RACK-360G RACK-814G, RACK-3000G
Note				

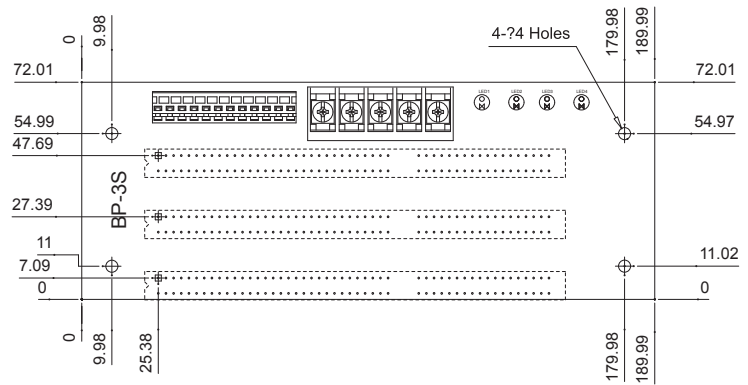


## BP-3S-RS-R30




### Order Information

BP-3S-RS-R30	3 Slot Backplane with 3 ISA Bus
PAC-53GH	3 Slot Half Size Industrial Chassis
PR-1300G	3 Slot Half Size Industrial Chassis

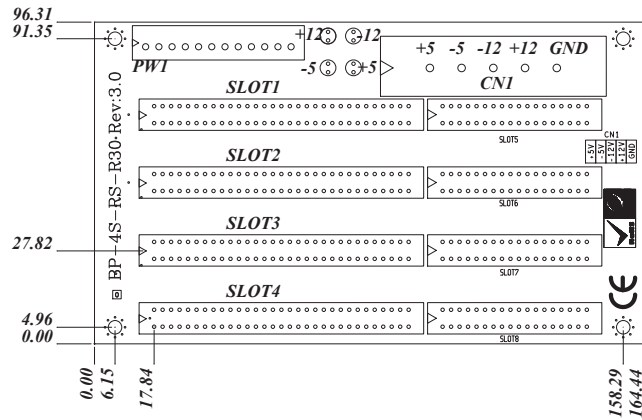


## BP-4S-RS-R30




### Order Information

BP-4S-RS-R30	4 Slot Backplane with 4 ISA Bus
PAC-400G	4 Slot Half Size Industrial Chassis
PAC-42GH	4 Slot Half Size Industrial Chassis

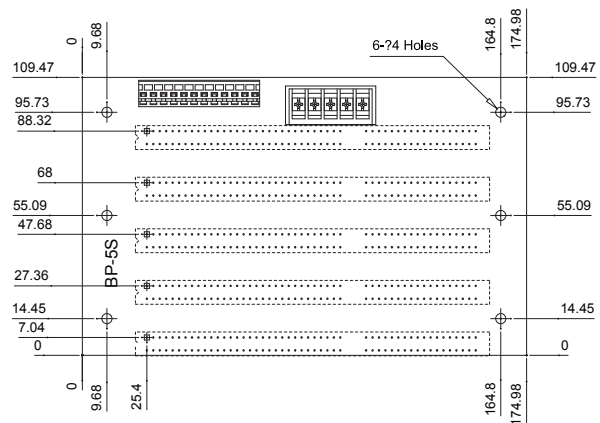


## BP-5S-RS-R30



### Order Information

BP-5S-RS-R30	5 Slot Backplane with 5 ISA Bus
PR-1500G	5 Slot Half Size Industrial Chassis

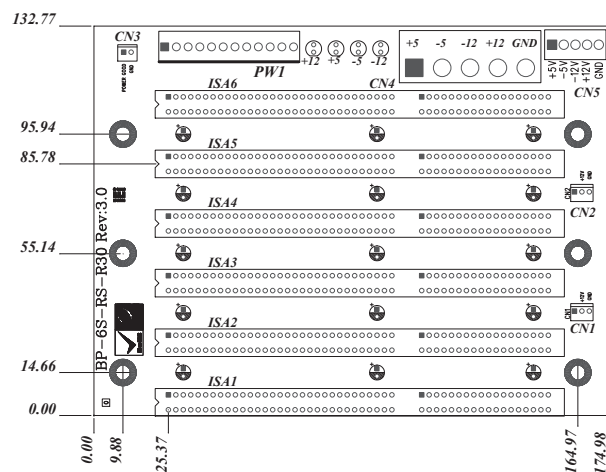


## BP-6S-RS-R30



### Order Information

BP-6S-RS-R30	6 Slot Backplane with 6 ISA Bus
PAC-52GW	Half-size Industrial Chassis
PAC-106G	Full-size Industrial Chassis
PAC-107G	Full-size Industrial Chassis
PAC-1000G	Full-size Industrial Chassis



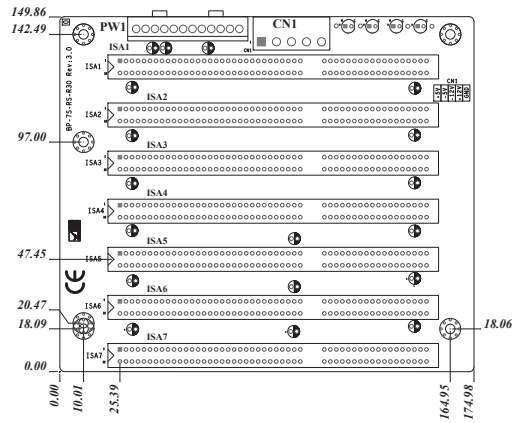


## BP-7S-RS-R30




### Order Information

BP-7S-RS-R30	7 Slot Backplane with 7 ISA Bus
PAC-700G	7 Slot Half-size Industrial Chassis
PAC-1700G	7 Slot Full-size Industrial Chassis

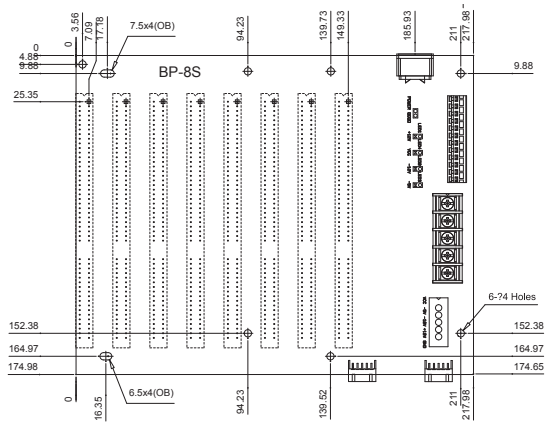


## BP-8S-RS-R30




### Order Information

BP-8S-RS-R30	8 Slot Backplane with 8 ISA Bus
--------------	---------------------------------

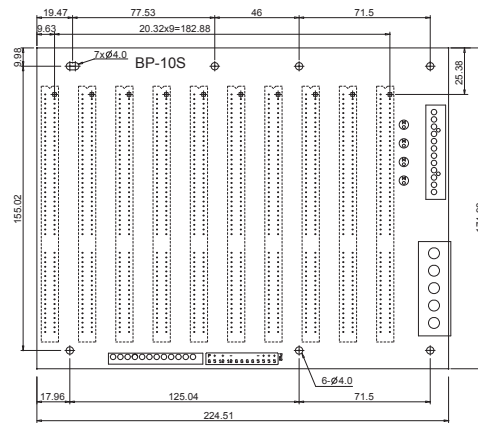


## BP-10S-RS-R30




### Order Information

BP-10S-RS-R30	10 Slot Backplane with 10 ISA Bus
PAC-125G	10 Slot Full Size Industrial Chassis
RACK-3400G	4U Rack-mount Chassis



## BP-14S-RS-R30



### Order Information

BP-14S-RS-R30	14 Slot Backplane with 14 ISA Bus
RACK-305G	4U Rack-mount Chassis
RACK-360G	4U Rack-mount Chassis
RACK-814G	4U Rack-mount Chassis
RACK-3000G	4U Rack-mount Chassis

