

## Nano-ITX Series

# VIA EPIA NR

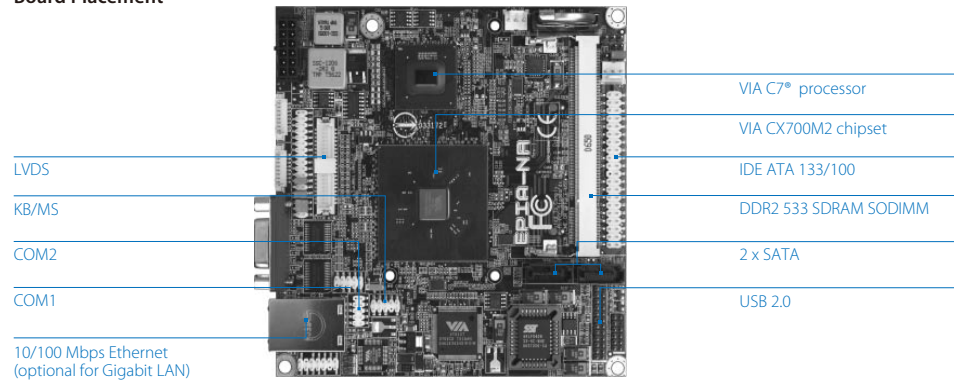
Nano-ITX C7® Board with  
MPEG-2/4, WMV9, COM  
Port & Single/Dual LVDS

## Features

- Integrated VIA UniChrome™ Pro II 3D/2D AGP graphics with MPEG-2/4 and WMV9 decoding acceleration
- Supports two SATA
- Supports one 10/100 Mbps Ethernet (optional Gigabit Ethernet)
- Supports two COM ports, COM 1 with 5V/12V select
- Supports six USB 2.0 (pin connector)
- Supports one type I Compact Flash (share with IDE)
- Onboard LVDS support: two single-channel or one dual-channel LVDS panel support




## Board Placement




## Specifications

<b>Model Name</b>	<b>EPIA NR10000EG</b>
<b>Processor</b>	1.0GHz VIA C7®
<b>Chipset</b>	VIA CX700M2
<b>System Memory</b>	1 x DDR2 533 SODIMM socket Up to 1GB memory size
<b>VGA</b>	Integrated VIA UniChrome™ Pro II 3D/2D AGP graphics with MPEG-2/4 and WMV9 decoding acceleration
<b>Expansion Slot</b>	1 x Mini PCI slot
<b>Onboard IDE</b>	1 x UltraDMA 133/100 connector (2.54 mm 40-pin header)
<b>Onboard Serial ATA</b>	2 x SATA connectors
<b>Onboard LAN</b>	1 x VIA VT6107 10/100 Mbps Fast Ethernet controller or 1 x VIA VT6122 Gigabit Ethernet controller (manufacturing option)
<b>Onboard Audio</b>	VIA VT1708A High Definition Audio Codec
<b>Onboard I/O Connectors</b>	1 x LPC header 1 x USB pin connector for 6 additional USB 2.0 ports 1 x SMBus pin connector 2 x Serial port pin connectors (COM 1 with 5V/12V support) 1 x LVDS pin connector, for 2 18/24-bit single channel LVDS panels or 1 18/24-bit dual channel LVDS panel (optional) 1 x type I Compact Flash connector (share with IDE, default slave) 1 x PS2 mouse/keyboard pin connector 1 x Audio pin connector for Line-out, Line-in, Mic-in, and S/PDIF out 2 x Fan connectors for CPU and system fans 1 x Nano-ITX power connector
<b>Back Panel I/O</b>	1 x VGA port 1 x RJ-45 LAN port
<b>BIOS</b>	Award BIOS 4/8 Mbit flash memory
<b>Operating System</b>	Windows XP, Linux, Win CE, XPe
<b>System Monitoring &amp; Management</b>	CPU voltage monitoring, Wake-on LAN/KB/MS, Timer Power-on, Watch Dog Timer System power management, AC power failure recovery
<b>Operating Temperature</b>	0°C ~ 50°C
<b>Operating Humidity</b>	0% ~ 95% (relative humidity ; non-condensing)
<b>Form Factor</b>	Nano-ITX (8-layer) 12 cm x 12 cm

## Back Panel I/O



## Accessories



**LPC-01**  
Expansion module for 4 5V/12V COM port



**LPC-02**  
Expansion module for 2 RS232 and 2 RS232/422/485



**PWB-N550**  
DC-DC power board: 12V input/60W output



**WLAN USB Module**  
802.11 b/g standards

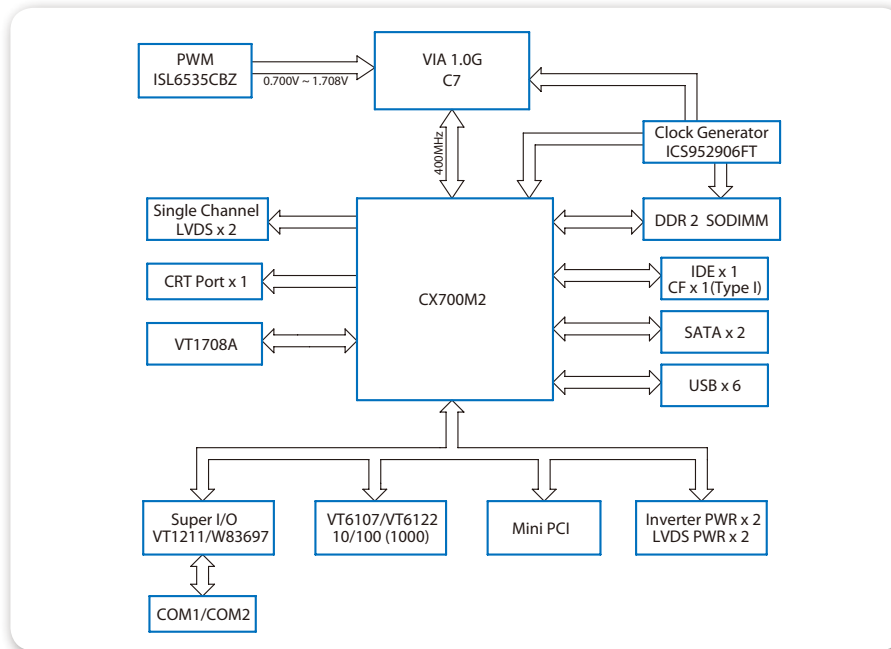


**WLAN Mini PCI**  
802.11 b/g standards

## Ordering Information

Model Name	CPU Frequency	Description
NR10000EG	1.0GHz C7®	Nano-ITX Board with 1.0GHz C7® CPU, VGA, USB, LAN, LVDS, COM, Compact Flash, IDE & SATA

## Block Diagram



## Packing List

### Items

- 1 x ATA-66/100/133 IDE ribbon cable
- 1 x USB cable
- 1 x Power cable
- 1 x General installation guide
- 1 x Driver Utility CD
- 2 x Screws for VGA connector