

## Nano-ITX Series

VIA

# EPIA NX


Nano-ITX C7®/Eden™ Board  
with MPEG-2 & 4, WMV9 &  
Dual LVDS

## Features

- Integrated VIA UniChrome™ Pro II 3D/2D AGP graphics with MPEG-2/4 and WMV9 decoding acceleration
- Supports DDR2 533 SDRAM (SODIMM)
- Onboard dual channel LVDS support, additional dual channel LVDS support available with a daughter card
- Supports 10/100 Mbps Ethernet, or manufacturing option for Gigabit Ethernet
- Supports HDTV resolution
- Supports HD Audio
- Low profile design: All back panel I/O in pin header format expect for the RJ-45 LAN connector



## Board Placement



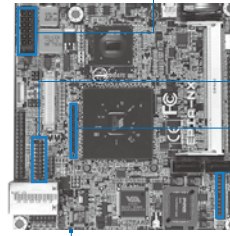
## Specifications







Model Name	EPIA NX15000G	EPIA NX12000EG
<b>Processor</b>	1.5GHz VIA C7®	1.2GHz VIA Eden™
<b>Chipset</b>	VIA CX700M2 Unified Digital Media IGP chipset	
<b>System Memory</b>	1 x DDR2 533 SODIMM socket Up to 1GB memory size	
<b>VGA</b>	Integrated VIA UniChrome™ Pro II 3D/2D AGP graphics with MPEG-2/4 and WMV9 video decoding acceleration	
<b>Expansion Slot</b>	1 x Mini PCI slot	
<b>Onboard IDE</b>	1 x UltraDMA 133/100/66 connector (40-pin pin header)	
<b>Onboard Serial ATA</b>	2 x SATA connectors	
<b>Onboard LAN</b>	1 VIA VT6107 10/100 Mbps Ethernet controller Or manufacturing option for VIA VT 6122 Gigabit Ethernet controller	
<b>Onboard Audio</b>	VIA VT1708A High Definition Audio Codec	
<b>Onboard TV Out</b>	Integrated HDTV TV Encoder	
<b>Onboard I/O Connectors</b>	1 x USB pin connector for 6 additional USB 2.0 ports 1 x LPC connector 1 x LVDS pin connector, for 18/24-bit dual channel LVDS panel 1 x Module connector to support 2nd 18/24-bit dual channel LVDS panel (an add-on card is required) 1 x TV Out pin connector for Composite, S-Video and Component (YPbPr) 1 x Video connector for VGA output, CCIR656/601 video input and SMBus 1 x Audio pin connector for Line-out, Line-in, Mic-in and S/PDIF out 1 x PS2 mouse/keyboard pin connector 2 x Fan pin connectors: CPU/Sys FAN 1 x Nano-ITX power connector	
<b>Back Panel I/O</b>	1 x RJ45 LAN port	
<b>BIOS</b>	Award BIOS 4/8Mbit flash memory	
<b>Operating System</b>	Windows XP, Linux, Win CE, XPe	
<b>System Monitoring &amp; Management</b>	Wake-on LAN, Keyboard Power-on, Timer Power-on System power management AC power failure recovery	
<b>Operating Temperature</b>	0°C ~ 50°C	
<b>Operating Humidity</b>	0% ~ 95% (relative humidity; non-condensing)	
<b>Form Factor</b>	Nano-ITX (8-layer) 12 cm x 12 cm	

## Back Panel I/O



## Accessories

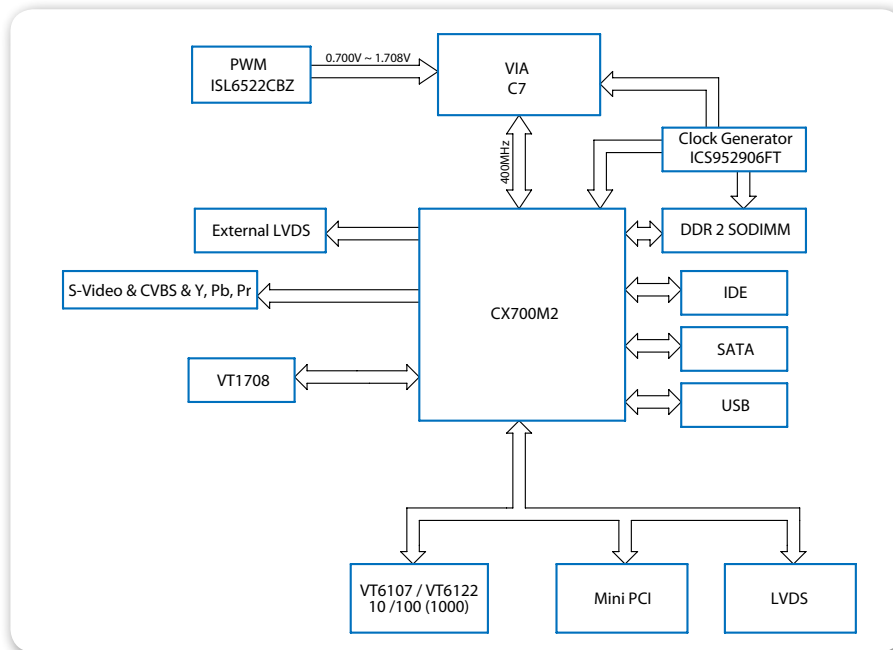


- 
**PWB-N550**  
 DC-DC power board:  
 12V input/60W output
- 
**LPC-01**  
 Expansion module for 4  
 5V/12V COM port
- 
**LPC-02**  
 Expansion module  
 for 2 RS232 and 2  
 RS232/422/485
- 
**LVDS-08**  
 Support 18/24-bit LCD  
 display
- 
**WLAN USB Module**  
 802.11 b/g standards
- 
**WLAN Mini PCI**  
 802.11 b/g standards

## Ordering Information

Model Name	CPU Frequency	Description
NX15000G	1.5GHz C7®	Nano-ITX Board with 1.5GHz C7® CPU, VGA, USB, LAN, Dual LVDS, TV-out, IDE & SATA
NX12000EG	1.2GHz Eden™	Nano-ITX Board with 1.2GHz Eden™ CPU, VGA, USB, LAN, Dual LVDS, TV-out, IDE & SATA

## Block Diagram



## Packing List

Items
1 x ATA-66/100/133 IDE ribbon cable
1 x VGA cable
1 x USB cable
1 x PS2 cable
1 x Power cable
1 x General installation guide
1 x Driver Utility CD