

AFL-19A-CX	19" SXGA Touch Panel PC	VIA Eden™ 500 MHz / C7 1.5 GHz Processor
AFL-19A-915	19" SXGA Fanless Touch Panel PC	Intel® Celeron® M 1.0 GHz with 512 KB L2 cache Processor
AFL-19B-915	19" SXGA Touch Panel PC	Intel® Pentium® M 2 GHz (Max.)
AFL-19B-690	19" SXGA X86 Digital Signage Touch Panel PC	AMD Athlon™ 64 x 2 Dual Core processor 5200+ (Max.)
AFL-19C-9652	19" SXGA Touch Panel PC	Intel® Core™2 Duo T7500 2.2 GHz processor (Max.)





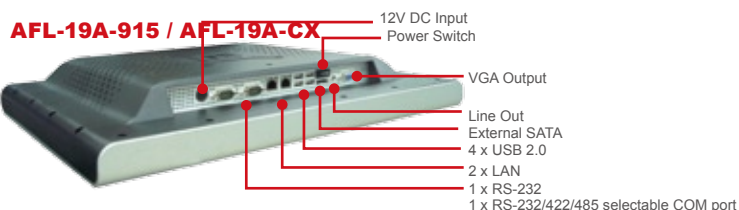
► Features

- 19" TFT LCD with resistive touch screen
- System memory up to 2 GB SDRAM
- Built-in 802.11b/g (802.11 a/b/g/n) Wireless LAN
- Built-in Bluetooth module
- Built-in two 3 W speakers
- Built-in HSDPA module for mobile connection
- One compact flash slot
- IP 64 compliant front panel

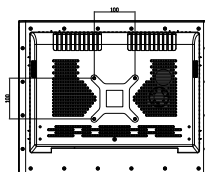
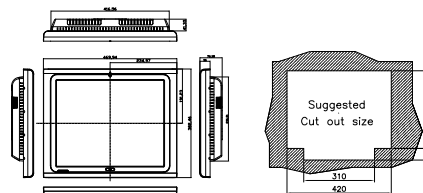
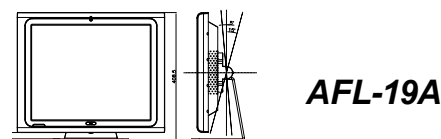
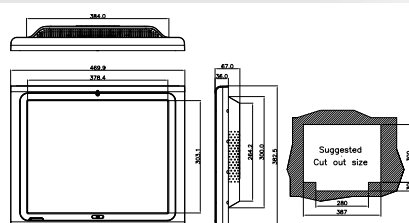
► Specifications

Model	AFL-19A-CX	AFL-19A-915-R11	AFL-19B-915-R11	AFL-19B-690	AFL-19C-9652	
LCD Size	19"	19"	19"	19"	19"	
Max Resolution	1280 x 1024	1280 x 1024	1280 x 1024	1280 x 1024	1280 x 1024	
Brightness (cd/m ²)	300	300	300	300	300	
Contrast Ratio	800:1	800:1	800:1	800:1	800:1	
LCD Color	16.7M	16.7M	16.7M	16.7M	16.7M	
Pixel Pitch (mm)	0.294(H) x 0.294(V)	0.294(H) x 0.294(V)	0.294(H) x 0.294(V)	0.294(H) x 0.294(V)	0.294(H) x 0.294(V)	
Viewing Angle (H-V)	160(H) / 160(V)	160(H) / 160(V)	160(H) / 160(V)	160(H) / 160(V)	178(H) / 178(V)	
Backlight MTBF	50000 hrs	50000 hrs	50000 hrs	50000 hrs	50000 hrs	
SBC Model	AFLMB-CX700M	AFLMB-9152	AFLMB-9152	AFLMB-690EAM2	AFLMB-9652	
CPU	VIA C7 1.5GHz (with fan) VIA Eden™ 500MHz ULV	Intel® Celeron® M (1.0GHz) with 512KB L2 Cache	Intel® Pentium® M Processor (up to 2.0GHz) Intel® Celeron® M processor	AMD Athlon™ 64 X2 Dual-Core Processor 5200+ (max.)	Celeron® M 550 2.0 GHz CPU Core™2 Duo T7500 2.2GHz CPU	
Chipset	CX700M	Intel® 915GME/Intel® 910GML	Intel® 915GME	AMD 690E	Intel® GME965	
RAM	Support one 200-pin 1GB (maximum) 400MHz or 533MHz DDR II SO-DIMM	Supports One DDR2 SO-DIMM 1.0 GB (max.) /Two DDR2 SO-DIMM 2.0 GB (max.) (Operating Temperature: 0°C~35°C)	Supports two 200-pin 2GB (maximum) 400MHz or 533MHz DDR2 SO-DIMM	Supports one 200-pin 1GB (maximum) DDR2 SO-DIMM	Supports two 200-pin 4.0 GB (max.) 400 MHz DDR2 SO-DIMM (system max. 4.0 GB)	
I/O Ports and Switches	1 x RS232 COM Port 1 x RS232 or 422/485 COM Port 2 x Giga LAN 4 x USB 2.0 1 x Power Switch 1 x Reset Button 1 x Power Jack	1 x External SATA 1 x RS-232 COM port 1 x RS-232/422/485 COM port 2 x RJ-45 for GbE	4 x USB 2.0 1 x Power Switch 1 x Reset Button 1 x VGA port 1 x Audio	1 x External SATA 1 x RS-232 COM port 1 x RS-232/422/485 COM port 2 x RJ-45 for GbE 4 x USB 2.0 1 x Power Switch 1 x Reset Button 1 x VGA port 1 x Audio	1 x External SATA 1 x RS-232 COM port 1 x RS-232/422/485 COM port 2 x RJ-45 for GbE 4 x USB 2.0 1 x Power Switch 1 x Reset Button 1 x VGA port 1 x Audio	1 x VGA 1 x RS232 COM Port 1 x RS232 or 422/485 COM Port 2 x RJ-45 for Giga LAN 4 x USB 2.0 1 x Audio Port 1 x Power Switch 1 x eSATA 1 x Reset Button 1 x Power Jack
SSD	CF Type II					
Watchdog Timer	Software programmable supports 1~255 sec. System reset					
Audio	AMP 1.5W+AMP 1.5W AMP 3W+AMP 3W					
Expansion	1 x Mini PCI (802.11 b/g) (Wireless LAN Module) 1 x Bluetooth Module (USB Interface, Bluetooth V2.0)		1 x PCIe mini card (802.11 a/b/g/n) (Wireless LAN Module), 1 x Bluetooth Module (USB Interface, Bluetooth V2.0)			
HDD Drive Bay	1 x 2.5" SATA HDD bay					
Optional HSDPA Module	Yes					
Construction Material	ABS + PC Plastic front frame					
LED Function	1 x Power ON/OFF LED on the front panel					
Mounting	Panel, Wall, Stand and Arm (VESA 100mm x 100mm)					
Front Panel Color	Silver					
Dimension (WxHxD) (mm)	470x 383 x 67					
Operation Temperature (°C)	0°C~40°C with HDD 0°C~45°C with CF card or SATA interface 2.5"SSD HDD					
Storage Temperature (°C)	-20°C~60°C					
Net Weight	5.8 Kg					
IP Level(front panel)	IP 64					
EMC	CE, FCC, CCC					
Safety	UL, CB					
Touch Screen	Resistive Type 5-Wire (touch controller IC is on board)					
Power Adapter	P/N:63SPU65105-000- RS Power: 80W Input: 90VAC~264VAC @ 50/60Hz Output:12VDC				P/N: 63000-FSP096AHB RS Power: 96W Input:90VAC~264VAC @ 50/60Hz Output: 12VDC	
Power Requirement	12VDC					
Power Consumption	64W					

► Fully Integrated I/O



► Dimensions (Unit:mm)



AFL-19A

AFL-19B/19C

► Ordering Information

Part Number	Description
AFL-19A-CX-15GZ/WT-R/512MB	19" 300cd/m ² SXGA panel PC with VIA C7 1.5GHz CPU, 512 MB DDR2 RAM, 802.11 b/g wireless module, touch screen, bluetooth, RoHS
AFL-19A-CX-05GZ/WT-R/512MB	19" 300cd/m ² SXGA panel PC with VIA EDEN 500MHz CPU, 512 MB DDR2 RAM, 802.11 b/g wireless module, touch screen, bluetooth, RoHS
AFL-19A-915-10G/WT-R/1GB/**(HSDPA01)-R11	19" 300cd/m ² SXGA panel PC w/ Celeron® M 1.0GHz 512K cache CPU, 1GB DDR2 RAM, 802.11 b/g wireless module, touch screen, Bluetooth, RoHS
AFL-19B-915-PM16G/WT-R/1GB/**(HSDPA01)-R11	19" 300cd/m ² SXGA panel PC w/ Pentium® M 1.6GHz CPU, 1GB DDR2 RAM, 802.11 b/g wireless module, touch screen, Bluetooth, RoHS
AFL-19B-915-CM370/WT-R/1GB/**(HSDPA01)-R11	19" 300cd/m ² SXGA panel PC w/ Celeron® M 1.5GHz CPU, 1GB DDR2 RAM, 802.11 b/g wireless module, touch screen, Bluetooth, RoHS
AFL-19B-690E-AM2/WT-R/1GB/**(HSDPA01)-R10	19" 300cd/m ² SXGA panel PC w/ AMD Athlon™ 64 X2 Dual-Core 4800+ 2.5GHz CPU, 1GB DDR2 RAM, 802.11 a/b/g/n wireless module, touch screen, Bluetooth, RoHS
AFL-19C-9652-CM550/WT-R/1GB/**(HSDPA01)	19" 300cd/m ² SXGA panel PC with Celeron® M 550 2.0GHz CPU, 1GB DDR2 RAM, 802.11 a/b/g/n wireless module, touch screen, Bluetooth, RoHS
AFL-19C-9652-T7500/WT-R/2GB/**(HSDPA01)	19" 300cd/m ² SXGA panel PC with Core™2 Dou T7500 2.2GHz CPU, 2GB DDR2 RAM, 802.11 a/b/g/n wireless module, touch screen, Bluetooth, RoHS

► ISMM Support Functions

	Voltage	Fan	Smart Fan	Temperature	DIO	WDT	Beep	Cash Drawer
AFL-19A-915	V	V	V	V	V	V	V	
AFL-19B-915	V	V	V	V	V	V	V	
AFL-19B-690	V	V	V	V	V	V	V	
AFL-19C-9652	V	V	V	V	V	V	V	

► Packing List

Item	P/N	Q'ty	Specifications
Screws	44013-030041-RS	4	M3;ø5mm
Power Adapter	63000-FSP0841ADC11118-RS	1	90~264V;12V;84W (19A-915-10G)
	63000-FSP096AHB-RS		90~264V;12V;96W (19B-915/19C-9652)
	63000-FSP150AHA312-RS		90~264V;12V;150W (19B-690)
Power Cable	32000-000002-RS	1	1750MM,European Standard
User's Manual CD ROM	7B000-000087-RS	1	
Touch Pen	XTR104-0002-RS	1	

► Options

	AFL-19A-CX	AFL-19A-915-R11	AFL-19B-915-R11	AFL-19B-690	AFL-19C-9652
Panel Mounting Kit	AFLPK-19		AFLPK-19B		
Wall Mounting Kit	AFLWK-19				
Rack Mounting Kit	N/A				
ARM	ARM-11-RS/ARM-31-RS				
STAND	STAND-A19/STAN-B19/STAND-210-RS				
OS	Win CE 5.0	AFLCF-19-CX-CE	AFLCF-19-915-CE-R11	AFLCF-19-690-CE	AFLCF-19-9652-CE
	Win CE 6.0	AFLCF-19-CX-CE060	AFLCF-19-915-CE060-R11	AFLCF-19-690-CE060	AFLCF-19-9652-CE060
	Win XPE	AFLCF-19-CX-XPE	AFLCF-19-915-XPE-R11	AFLCF-15-690-XPE	AFLCF-19-9652-XPE
Hybrid Card Reader	AFLP-19AMSI-U		AFLP-19BMSI-U		
Magnetic Stripe Reader	AFLP-19AMSR-U		AFLP-19BMSR-U		
DC 12V Input UPS	AUPS-B10-R10		AUPS-B10-R10		
DV 9-36V Input UPS	AUPS-B20-R10		AUPS-B20-R10		